

## HELM

ZH5646.X

Termostatico incasso doccia con deviatore 2/3 vie. / Built-in thermostatic shower mixer and 2/3 way diverter.



Termostatico incasso doccia da 1/2", in acciaio inox AISI 316L, e deviatore a 2/3 vie con apertura/chiusura acqua.  
1/2" built-in thermostatic shower mixer and 2/3 way diverter in AISI 316L stainless steel, with water on/off function.

R97810

Parte incasso termostatico 2 vie / Built-in part -  
2 way thermostatic mixer


















R97815

Parte incasso termostatico 3 vie / Built-in part -  
3 way thermostatic mixer



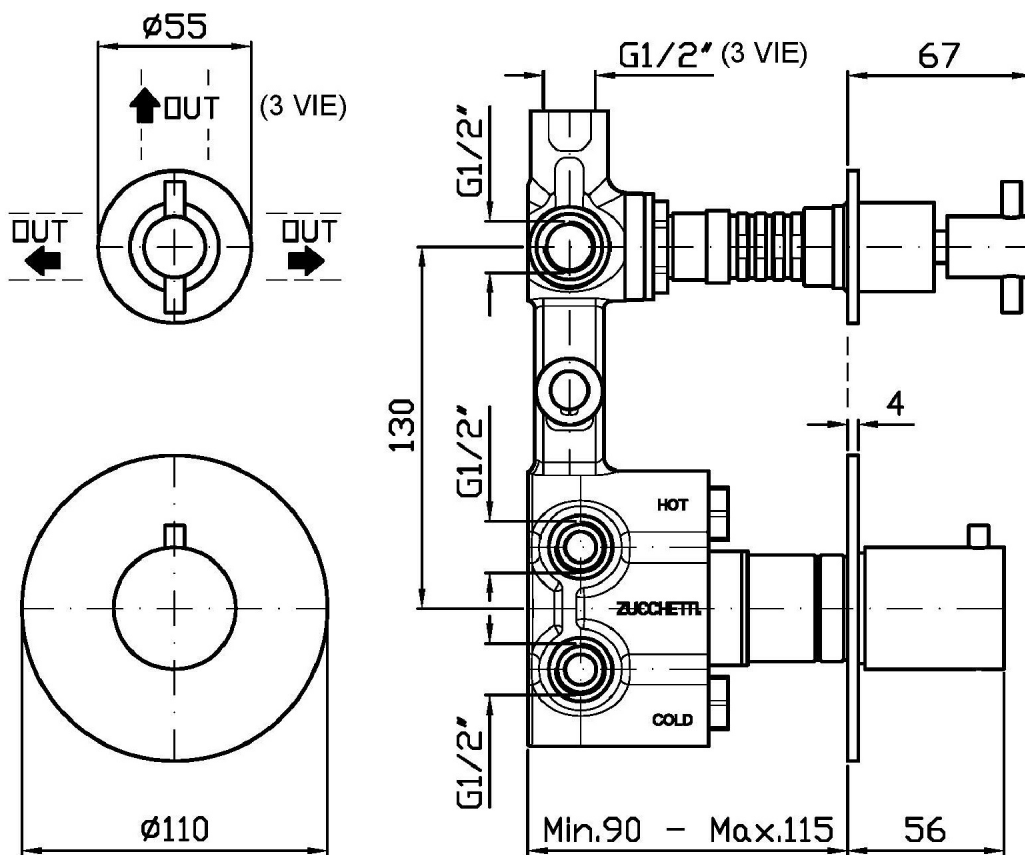
## Finiture / Finishes

 X Acciaio inox spazzolato / Brushed stainless steel	 XG2 Acciaio inox spazz.-godr. verticale / Br. stainless steel - Vertical knurling	 XG3 Acciaio inox spazz.-godronatura diagonale / Br. stainless steel-diagonal knurling	 XP31 Brushed PVD British gold / -	 XP31G2 Br. PVD British gold-godr. verticale / Br. PVD British gold-vertical knurling	 XP31G3 Br. PVD British gold-godr. diagonale / Br. PVD British gold-diagonal knurling	 XP41 Brushed PVD gold / Brushed PVD gold	 XP41G2 Br. PVD gold-godronatura verticale / Brushed PVD gold-vertical knurling
 XP41G3 Br. PVD gold-godr. diagonale / Br. PVD gold-diagonal knurling	 XP81 PVD Brushed Total Black / PVD Brushed Total Black	 XP81G2 Br. PVD Total Black-godr. verticale / Br. PVD Total Black-vertical knurling	 XP81G3 Br. PVD Total Black-godr. diagonale / Br. PVD Total Black-diagonal knurling	 XP91 Brushed PVD copper / Brushed PVD copper	 XP91G2 Br. PVD copper-godr. verticale / Br. PVD copper-vertical knurling	 XP91G3 Br. PVD copper-godr. diagonale / Br. PVD copper-diagonal knurling	

## HELM

ZH5646.X

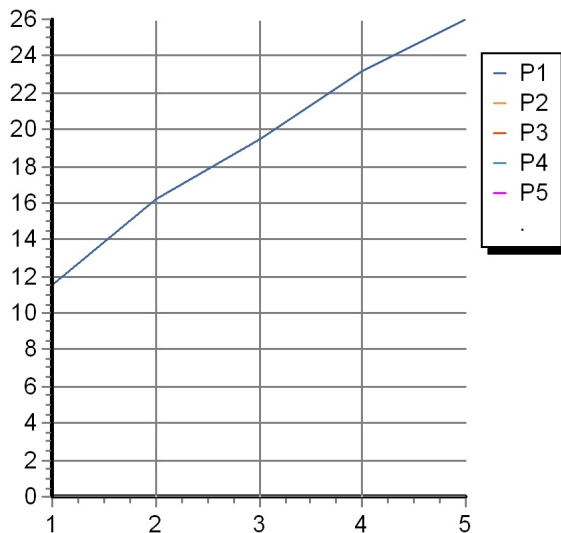
Disegno Complessivo / Overall Drawing



## HELM

### ZH5646.X Portate / Flowrates (lt/min)

PRESSIONE PRESSURE	1 BAR	2 BAR	3 BAR	4 BAR	5 BAR
DEVIATORE <i>P1</i>	11,5	16,2	19,5	23,2	26
<i>P2</i>					
<i>P3</i>					
<i>P4</i>					
<i>P5</i>					



## HELM

### ZH5646.X Pesì e Misure / Weights and Sizes

Peso ( Kg ) Weight ( lb )	1,60 ( Kg )	3,53 ( lb )
Volume test ( dc3 ) - ( in3 )	11,01 ( dc3 )	671,87 ( in3 )
h ( mm ) - ( in )	90,00 ( mm )	3,54 ( in )
L1 ( mm ) - ( in )	335,00 ( mm )	13,19 ( in )
L2 ( mm ) - ( in )	365,00 ( mm )	14,37 ( in )

