Alape

Montageanleitung
Montageaanwijzing
Instrucciones de montaje
Monteringsanvisning
Montážní návod
组装指导

Assembly Instruction
Instructions de montage
Istruzioni di montaggio
Руководство по монтажу
Instrukcja montażu

UB.KE325 UB.KE375 UB.KE400

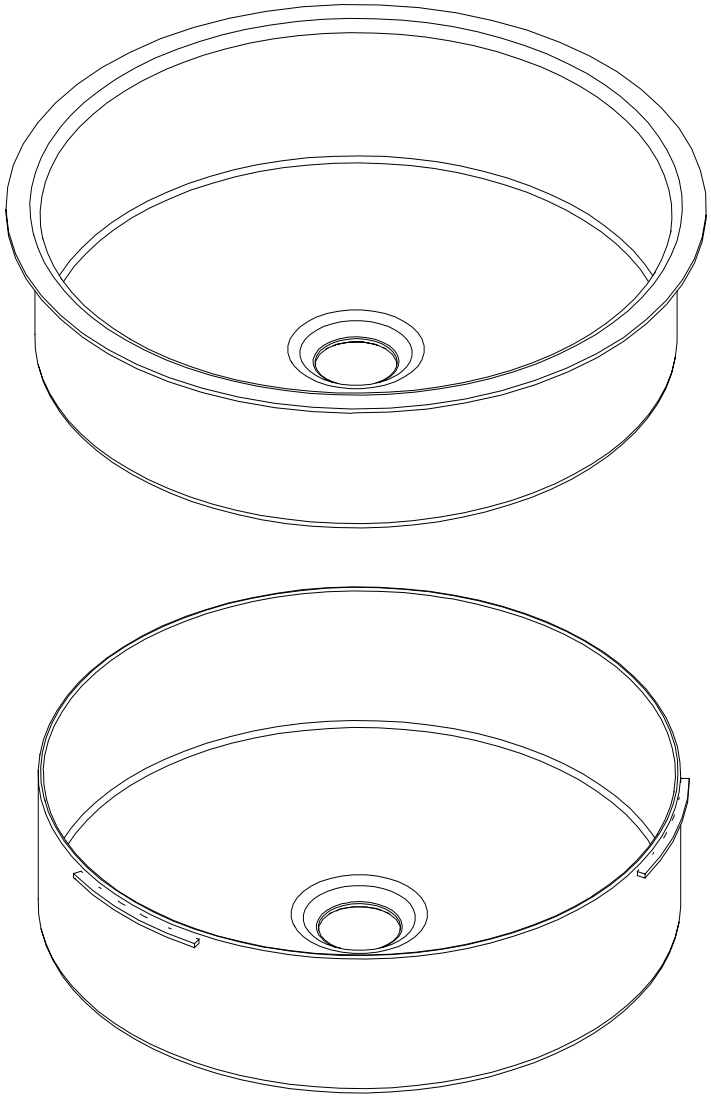

DE

Allgemeine Hinweise:
Lesen Sie die Montageanleitung bevor Sie mit der Montage beginnen!
Bewahren Sie die Montageanleitung zur weiteren Verfügung auf.
Alle Arbeiten sind durch sachkundige, qualifizierte Personen durchzuführen.
Bei Nichtbeachtung der Montageanleitung übernimmt der Hersteller keine Haftung.
Bei Schäden durch fehlerhaften Einbau (z.B. unzureichende Wandaussteifung, unzureichende Abdichtung gegen Spritzwasser) übernimmt der Hersteller keine Haftung, Schadens- oder Garantieansprüche.
Beachten und kontrollieren Sie die Warnhinweise.
Die Nichtbeachtung der Warnhinweise kann zu Verletzungen für den Monteur oder Dritten führen.
Die Nichtbeachtung der Warnhinweise kann zu Sachschäden am Produkt führen.
Nationale Vorschriften zur Unfallverhütung werden durch diese Montageanleitung nicht ersetzt und sind in jedem Falle als vorrangig zu befolgen.
Bei Schwierigkeiten, die nicht mit Hilfe der Montageanleitung gelöst werden können, ist der Hersteller oder Lieferant zu kontaktieren.
Alle Montage- und Anschlussmaße sind den Planungsunterlagen zu entnehmen.

Wichtige Warnhinweise in dieser Montageanleitung sind durch Symbole wie folgt gekennzeichnet:

Vorsicht!
Kennzeichnet Gefahren, die zu Sachschäden oder leichten Verletzungen führen.

Hinweis!
Kennzeichnet Gefahren, die möglicherweise zu Sachschäden führen.

Hinweis!
Die Maßangaben der Planungsunterlagen müssen zwingend eingehalten werden.

EN

General information:
Please read the installation instructions before beginning with the installation!
Keep the installation instructions handy for further use.
All work should be performed by experienced, qualified personnel.
The manufacturer accepts no responsibility if these installation instructions are not followed.
The manufacturer accepts no liability and acknowledges no claims for damages or guarantee claims concerning damages resulting from incorrect installation (e.g., insufficient wall reinforcement, insufficient sealing against water splashes).
Please observe and check the warnings.
Failure to observe the warnings can result in injury to the installer or third parties.
Failure to observe the warnings can result in material damage to the product.
These instructions do not replace national accident prevention regulations and the latter must always take precedence over them.
In case of difficulties which cannot be resolved with the aid of the installation instructions, please contact the manufacturer or supplier.
All installation and connection dimensions can be found in the planning documents.

Important safety information in these installation instructions is indicated using symbols as follows:

Caution!
Indicates risks which can result in material damage or minor injuries.

Note!
Indicates risks which could possibly result in material damage.

Note!
It is essential to comply with the dimensions specified in the planning documents.

NL

Algemene instructies:
Lees de montagehandleiding, voordat u met de montage begint!
Bewaar de montagehandleiding zodat u deze later ook nog kan raadplegen.
Alle werkzaamheden dienen door vakkundige, gekwalificeerde personen worden uitgevoerd.
Indien de montagehandleiding niet in acht wordt genomen, accepteert de fabrikant geen aansprakelijkheid!
Bij schade door foutieve inbouw (bv. ontoereikende wandversteviging, ontoereikende afdichting tegen spatwater) accepteert de fabrikant geen aansprakelijkheid, schade- of garantieclaims.
Let op de waarschuwingsinstructies en controleer deze.
Indien de waarschuwingsinstructies niet in acht worden genomen, kan dit leiden tot letsel voor de monteur of derden.
Indien de waarschuwingsinstructies niet in acht worden genomen, kan dit leiden tot materiële schade aan het product.
Nationale voorschriften voor ongevalpreventie worden door deze montagehandleiding niet vervangen en dienen in elk geval als belangrijker te worden beschouwd.
Bij moeilijkheden die niet met behulp van de montagehandleiding kunnen worden opgelost, moet contact worden opgenomen met de fabrikant of leverancier.
Alle montage- en aansluitafmetingen kunnen worden ontleend aan de planningdocumenten.

Belangrijke veiligheidsinstructies in deze montagehandleiding zijn als volgt aangeduid Door symbolen:

Voorzichtig!
Duidt gevaren aan die leiden tot materiële schade of licht letsel.

Instructie!
Duidt gevaren aan die mogelijkerwijs leiden tot materiële schade.

Instructie!
De maatvoering uit de planningsdocumenten moeten dwingend worden aangehouden.

FR

Remarques générales :
Avant de commencer le montage, lisez les instructions de montage !
Conservez les instructions de montage. Vous pourriez en avoir besoin ultérieurement.
Tous les travaux doivent être effectués par du personnel qualifié.
Le fabricant décline toute responsabilité en cas de non-respect des instructions de montage.
Le fabricant décline toute responsabilité en cas de dommages résultant d'un montage non conforme (renforts insuffisants au niveau des murs, étanchéification insuffisante contre les projections d'eau, etc.).
Aucun recours à la garantie ou demande de remboursement des dommages ne pourra être accepté.
Tenez compte des avertissements et veillez à ce qu'ils soient respectés.
Le non-respect des avertissements peut entraîner des dommages corporels pour l'électricien ou des tiers.
Le non-respect des avertissements peut endommager le produit.
Les instructions de montage ne remplacent pas les directives nationales de prévention des accidents. Ces dernières prévalent en toutes circonstances.
Si des difficultés ne peuvent pas être résolues à l'aide des instructions de montage, contactez le fabricant ou le fournisseur.
Toutes les dimensions de montage et de raccordement se trouvent dans les documents de planification.

Les consignes de sécurité importantes contenues dans les présentes instructions de montage sont signalées par les symboles suivants :

Attention !
Signale des dangers entraînant des dommages matériels ou des dommages corporels légers.

Remarque !
Signale des dangers susceptibles de provoquer des dommages matériels.

Remarque !
Les mesures indiquées sur les plans doivent impérativement être respectées.

ES

Indicaciones generales:
¡Lea las instrucciones antes de comenzar el montaje!
Conserve estas instrucciones de montaje para posteriores usos.
Todos los trabajos tienen que realizarlos personas especializadas y cualificadas.
En caso de incumplimiento de las instrucciones de montaje el fabricante no asume ninguna responsabilidad.
Si se producen daños por un montaje incorrecto (p.ej. refuerzo de pared insuficiente, obturación insuficiente contra salpicaduras de agua) el fabricante no asume ninguna responsabilidad ni derechos de daños o de garantía.
Respete y controle las indicaciones de advertencia.
El incumplimiento de dichas indicaciones puede producir lesiones al montador o a terceros.
El incumplimiento de las indicaciones de advertencia puede producir daños materiales en el producto.
Estas instrucciones de montaje no sustituyen a las normas nacionales para la prevención de accidentes, que tienen que cumplirse en todo caso de modo prioritario.
Si surgen dificultades que no puedan ser resueltas con la ayuda de este manual hay que ponerse en contacto con el fabricante o el proveedor.
Encontrará todas las medidas de montaje y de conexión en la documentación de planificación.

Las indicaciones de seguridad importantes de estas instrucciones de montaje están señaladas mediante símbolos del siguiente modo.

¡Precaución!
Señala peligros que pueden producir daños materiales o lesiones leves.

¡Advertencia!
Señala peligros que posiblemente pueden producir daños materiales.

¡Advertencia!
Los datos de medidas de la documentación de planificación son de obligado cumplimiento.

IT

Segnalazioni generali:
Leggere le istruzioni di montaggio prima di procedere al montaggio!
Conservare le istruzioni di montaggio per successive consultazioni.
Tutti i lavori devono essere eseguiti da persone esperte e qualificate.
Il costruttore non risponde per danni dovuti all'inosservanza delle istruzioni di montaggio.
Il costruttore non risponde né offre garanzie o risarcimenti per danni dovuti a un montaggio errato (ad es. rinforzo insufficiente della parete, insufficiente impermeabilizzazione contro le gocce d'acqua).
Rispettare e controllare le segnalazioni di pericolo.
L'inosservanza delle segnalazioni può portare a lesioni del montatore o di terzi.
L'inosservanza delle segnalazioni può portare a danni al prodotto.
Le presenti istruzioni di montaggio non sostituiscono le normative antinfortunistiche nazionali che vanno comunque rispettate a livello prioritario.
In caso di difficoltà che non possono essere risolte con l'aiuto di queste istruzioni di montaggio, contattare il costruttore o il fornitore.
Tutte le dimensioni per il montaggio e i collegamenti sono indicate nella documentazione progettuale.

Le segnalazioni di sicurezza importanti sono indicate nelle presenti istruzioni con simboli come i seguenti:

Attenzione!
Indica pericoli che possono portare a danni materiali o lesioni lievi.

Segnalazione!
Indica pericoli che possono portare a danni materiali.

Segnalazione!
Rispettare assolutamente le dimensioni degli schemi progettuali.

SE

Allmän information:
Läs noga igenom monteringsanvisningen innan du börjar med monteringen!
Spara monteringsanvisningen, du kanske behöver den senare.
Alla arbeten ska utföras av behöriga, utbildade fackpersoner.
Tillverkaren åtar sig inget skadeståndsansvar om monteringsanvisningen inte följs.
Vid skador som uppstår genom felaktig montering (t.ex. otillräcklig väggförstärkning, otillräcklig tätning mot stänkvatten) åtar sig tillverkaren inget skadeståndsansvar, skade- eller garantianspråk.
Beakta och kontrollera varningarna.
Om varningarna inte beaktas kan det leda till att montören eller någon annan person riskerar att skadas.
Om varningarna inte beaktas kan det leda till sakskador på produkten.
De här monteringsanvisningarna ersätter inte de nationella föreskrifterna för att undvika olycksfall. De nationella föreskrifterna gäller alltid i första hand.
Vid frågor som inte kan lösas med hjälp av monteringsanvisningen ber vi dig kontakta tillverkaren eller återförsäljaren.
Alla monterings- och anslutningsmått hittar du i projekteringsunderlagen.

Viktiga varningar i den här monteringsanvisningarna kännetecknas med symboler enligt följande:

Iakttag försiktighet!
Visar på faror som kan leda till sakskador respektive lätta personskador.

Se upp!
Visar på faror som eventuellt kan leda till sakskador.

Se upp!
Måttangivelserna i projekteringsunderlagen måste noggrant följas.

DA

Generelle anvisninger:
Læs monteringsanvisningen før du begynder montagen!
Gem monteringsanvisningen til senere brug.
Al arbejde skal udføres af fagkyndigt, kvalificeret personale.
Fabrikanten fralægger sig ethvert ansvar, hvis montageanvisningen ikke følges.
Fabrikanten påtager sig intet ansvar for og yder ingen skadeserstatning eller garanti for skader, som er opstået pga. forkert indbygning (f.eks. utilstrækkelig forstærkning af væggen, utilstrækkelig beskyttelse af muren mod stænk).
Overhold og kontrollér alle advarsler.
Manglende overholdelse af advarslerne kan medføre skader på montøren eller tredjepersoner.
Manglende overholdelse af advarslerne kan medføre materielle skader på produktet.
Nationale bestemmelser om ulykkesforebyggelse tilsidesættes ikke af denne monteringsanvisning og har i alle tilfælde forrang over denne anvisning.
Hvis der opstår problemer, som ikke kan løses med denne monteringsanvisning, skal fabrikanten eller leverandøren kontaktes.
Alle montage- og tilslutningsmål findes i tegningerne.

Vigtige advarsler er mærket med følgende symboler i monteringsanvisningen:

Forsigtig!
Signalerer farer, som forårsager skader på genstande eller lettere personkvæstelser.

Bemærk!
Signalerer farer, som kan forårsage skader på genstande.

Bemærk!
Målene, som er anført på tegningerne, skal nøje overholdes.

NOR

Generelle merknader:
Les gjennom monteringsanvisningen før du begynner med monteringen!
Ta vare på monteringsanvisningen for senere bruk.
Alle arbeider skal utføres av fagkyndige, kvalifiserte personer.
Produsenten er ikke ansvarlig for skader som måtte oppstå på grunn av at monteringsanvisningen ikke følges.
Produsenten påtar seg intet ansvar for erstatning og gir ingen garanti for eventuelle skader som måtte oppstå som følge av feil montering (f.eks. utilstrekkelig veggavstivning og utilstrekkelig tetning mot vannsprut).
Følg og kontroller advarslene.
Dersom advarslene ikke følges, kan dette føre til personskader for montøren eller andre personer.
Dersom advarslene ikke følges, kan dette føre til materielle skader på produktet.
Denne monteringsanvisningen erstatter ikke nasjonale forskrifter om arbeidsvern, som alltid har høyeste prioritet.
Hvis det oppstår vanskeligheter som ikke kan løses ved hjelp av monteringsanvisningen, må produsenten eller leverandøren kontakteres.
Alle monterings- og tilkoblingsmål fremgår av tegningene og dokumentasjonen.

Viktige advarsler i denne monteringsanvisningen er merket med symboler på følgende måte:

Forsiktig!
Kjennetegner farer som fører til materielle skader, eller til lette personskader.

Merknad!
Kjennetegner farer som kan føre til materielle skader.

Merknad!
Målene som er angitt i planleggingsdokumentasjonen må absolutt overholdes.

RU

Общие указания:
Перед началом монтажа следует ознакомиться с руководством по монтажу!
Сохраните руководство для монтажа для дальнейшего использования.
Все работы должны выполняться опытным квалифицированным персоналом.
В случае несоблюдения инструкций, содержащихся в руководстве по монтажу, производитель не несет ответственности.
За нанесенный в результате неправильной установки ущерб (например, недостаточная жесткость стены, недостаточная герметизация от брызг), производитель не несет ответственности и освобождается от претензий по возмещению ущерба или гарантийных претензий.
При работе следует обращать внимание на предупреждения.
Несоблюдение предупреждений может привести к травмам монтажника или третьих лиц.
Несоблюдение предупреждений также может привести к повреждению изделия.
Национальные правила по предотвращению несчастных случаев не заменяются настоящим руководством по монтажу и должны в любом случае неукоснительно соблюдаться.
В случае затруднений, которые не могут быть решены с помощью руководства по монтажу, следует обращаться к производителю или поставщику.
Монтажные и установочные размеры указаны в проектной документации.

Важные указания по технике безопасности в данном руководстве обозначаются следующими символами:

Осторожно!
Предупреждает об опасности, которая приведет к Повреждению имущества или Легким травмам.

Внимание!
Обозначает опасность, которая может привести к повреждению имущества.

Внимание!
Следует обязательно придерживаться размеров, Указанных в проектной документации.

CZ

Obecné pokyny:
Než začnete s montáží, prostudujte si návod k montáži!
Návod k montáži uschovejte k dalšímu použití.
Všechny práce musí provádět odborný, kvalifikovaný personál.
Při nedodržení návodu k montáži výrobce nepřebírá žádnou záruku.
U škod, které vzniknou chybnou montáží (např. nedostatečné vyztužení stěny, nedostatečné utěsnění proti stříkající vodě), výrobce nepřebírá žádnou záruku, nároky na náhradu škody nebo nároky plynoucí ze záruky.
Respektujte a kontrolujte varovné pokyny.
Nedodržování varovných pokynů může vést k poranění montéra nebo třetích osob.
Nedodržování varovných pokynů může vést ke způsobení věcných škod na výrobku.
Tento návod k montáži nenahrazuje národní předpisy o bezpečnosti práce, které je nutno přednostně dodržovat.
Pokud se vyskytnou obtíže, které nemohou být odstraněny s pomocí tohoto návodu k montáži, kontaktujte výrobce nebo dodavatele.
Všechny pokyny k montáži a rozměry připojen ínajdete v projekčních podkladech.

Důležitá varování, která jsou uvedena v tomto návodu k montáži, jsou označena následujícími symboly:

Pozor!
Označuje nebezpečí věcných škod nebo lehkých úrazů.

Upozornění!
Označuje nebezpečí vzniku možných věcných škod.

Upozornění!
Všechny rozměry uvedené v projekčních podkladech musí být bezpodmínečně dodrženy.

PO

Wskazówki ogólne:
Przed rozpoczęciem montażu należy przeczytać instrukcję montażu.
Instrukcję montażu należy zachować do dalszego wykorzystania.
Wszystkie prace powinny być wykonywane przez wykwalifikowany personel fachowy.
W przypadku nieprzestrzegania instrukcji montażu producent nie przejmuje żadnej odpowiedzialności.
W przypadku szkód spowodowanych przez niewłaściwy montaż (np. niewystarczające usztywnienie ściany, niewystarczające uszczelnienie przed wodą rozpryskową) producent nie przejmuje odpowiedzialności, ani roszczeń odszkodowawczych lub gwarancyjnych.
Przestrzegać informacji ostrzegawczych i kontrolować je.
Nieprzestrzeganie informacji ostrzegawczych może doprowadzić do obrażeń ciała montera lub osób trzecich.
Nieprzestrzeganie informacji ostrzegawczych może doprowadzić do wystąpienia szkód materialnych w produkcie.
Niniejsza instrukcja montażu nie zastępuje krajowych przepisów BHP, których należy w każdym razie przestrzegać jako przepisów priorytetowych.
W przypadku trudności, których nie można rozwiązać z pomocą instrukcji montażu, należy skontaktować się z producentem lub dostawcą.
Wszystkie wymiary montażowe i parametry przyłączy należy zaczerpnąć z dokumentacji projektowej.
Ważne informacje ostrzegawcze zawarte w niniejszej instrukcji montażu oznaczone są za pomocą symboli, w następujący sposób:

Uwaga!
Oznacza niebezpieczeństwa, które mogą prowadzić do szkód materialnych lub lekkich obrażeń ciała.

Wskazówka!
Oznacza niebezpieczeństwa, które mogą prowadzić do szkód materialnych.

Wskazówka
Należy koniecznie przestrzegać wymiarów podanych w Dokumentacji projektowej.

CN

通用信息：

开始安装前，请先阅读本安装指南！

请妥善保管好本安装指南，以便随时取用。

所有工作都要由资深的专业人员进行操作。

忽视本安装指南导致的后果，制造商不承担任何责任。安装错误（如墙面支撑强度不足、水柱密封性不足等）引致的损失，制造商不承担任何责任、破损赔偿或保修赔偿。

请注意警示信息，并检查相关操作。

忽视警示信息可能会引致安装人员或第三方受伤。

忽视警示信息可能会引致产品受损。

本安装指南不能代替国家出台的事故预防规定，且在任何情况下必须优先遵循国家相关规定。

如果本安装指南无法解决您的疑问，请联系制造商或供应商。

所有安装尺寸及连接尺寸均可从规划文件中找到。所有安装尺寸及连接尺寸均可从规划文件中找到。

下列图标表示本安装指南中的重要警示信息：

注意！

表示该危险将引致财产受损或人员轻微受伤。

警告！

表示该危险可能会引致财产受损。

警告！

必须严格遵守规划文件中的尺寸信息。

Inhalt / Contents / Inhoud / Sommaire / Índice / Indice / Innehåll / Indhold / Innhold / Оглавление / Obsah / Treść / 目錄

DE; EN; NL; FR; ES; IT; SE; DA; NOR; RU; CZ; PO; CN				**02-08**
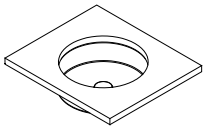	UB.KE325 UB.KE375 UB.KE400	3223501*** 3224501*** 3225501***		**10-16**
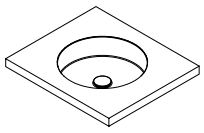	UB.KE325 UB.KE375 UB.KE400	3223504*** 3224504*** 3225504***		**17-24**

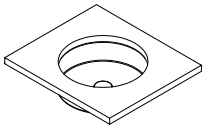

UB.KE325 UB.KE375 UB.KE400

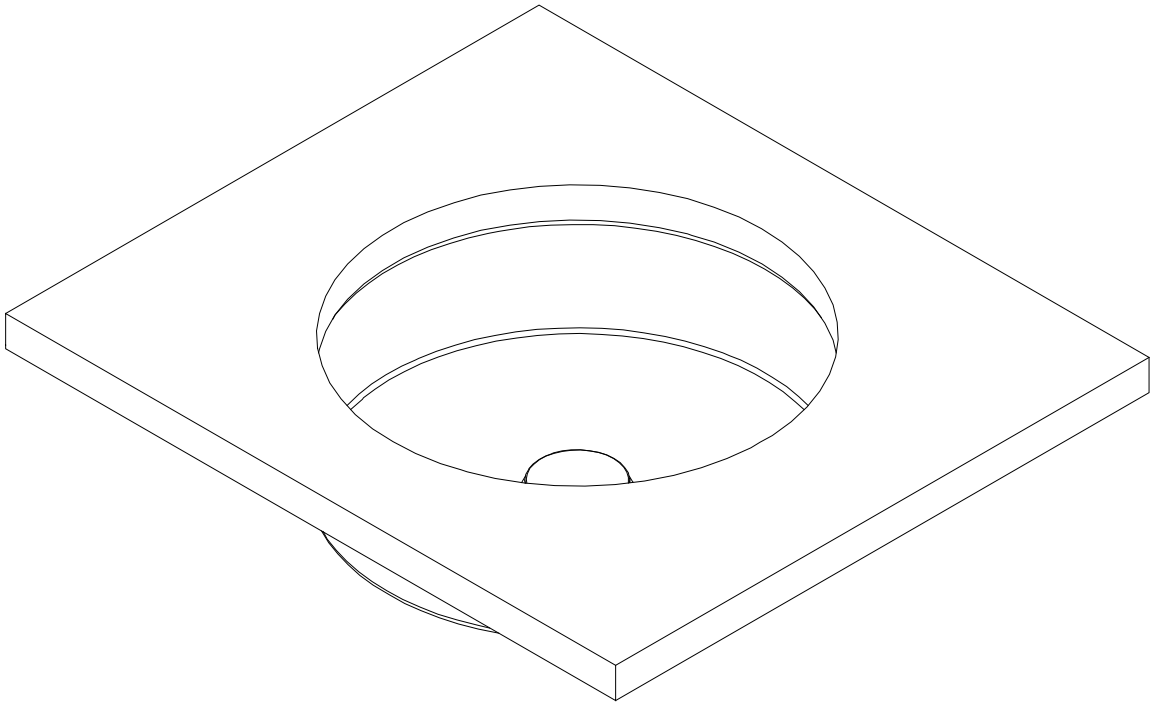

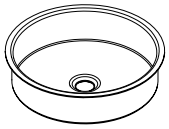	UB.KE325 UB.KE375 UB.KE400
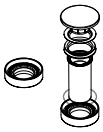	UB.KE325 = 9510950593 UB.KE375 = 9510950594 UB.KE400 = 9510950594
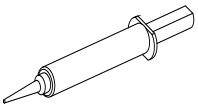	9510950086

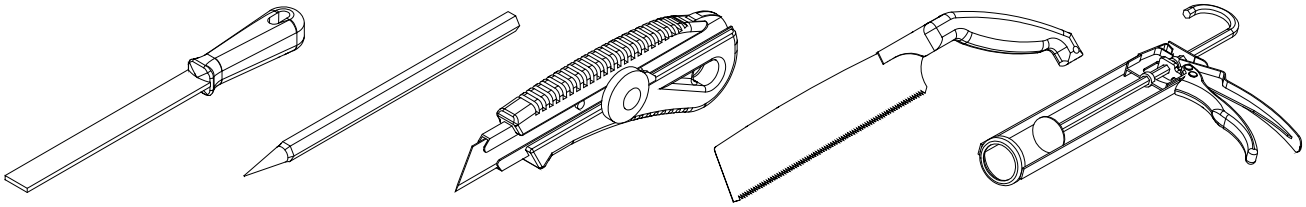

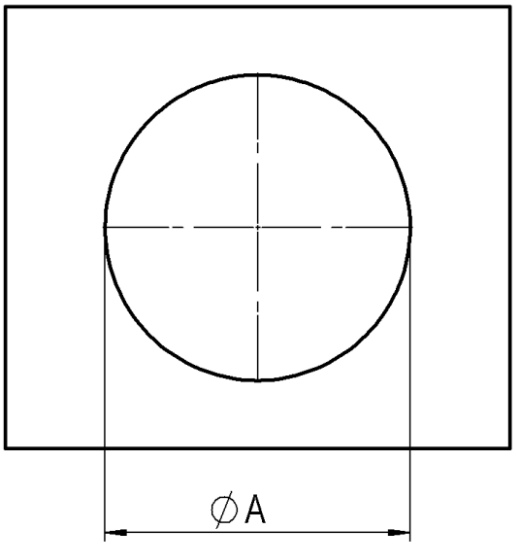

UB.KE325	A= 313mm
UB.KE375	A= 363mm
UB.KE400	A= 388mm

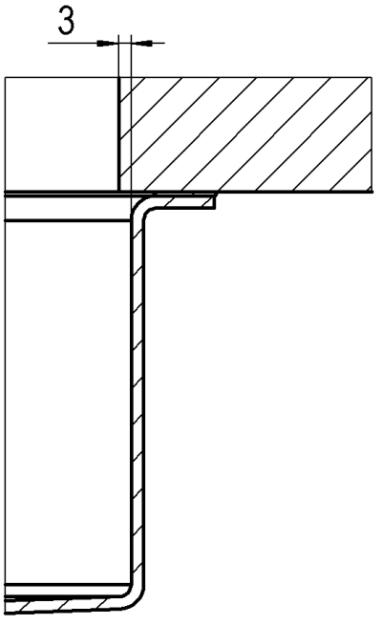

inch = mm x 0,03937

www.alape.com

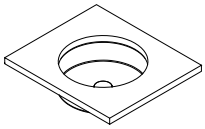

1

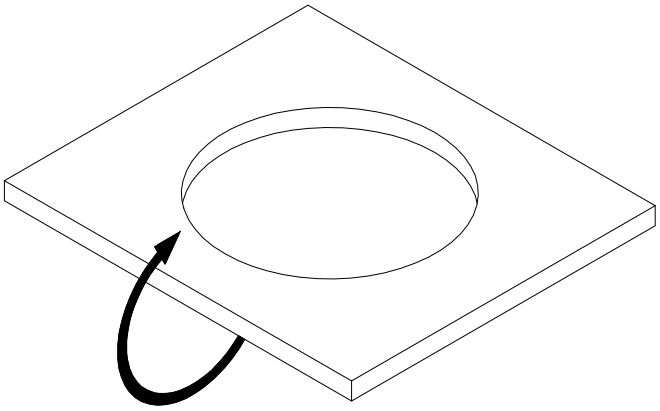

2

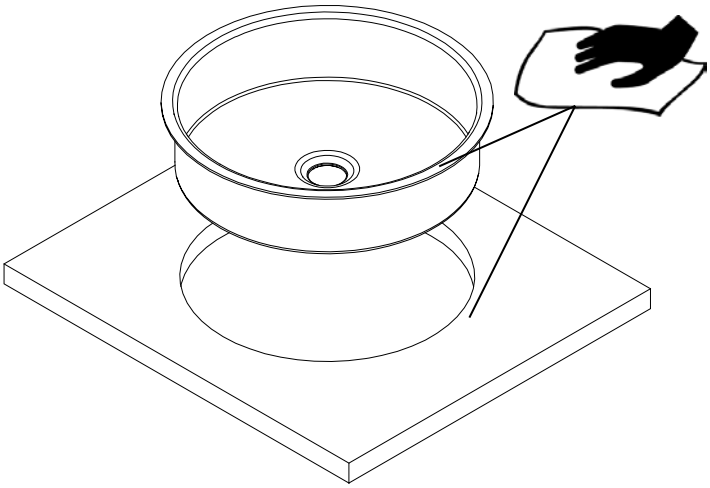

3

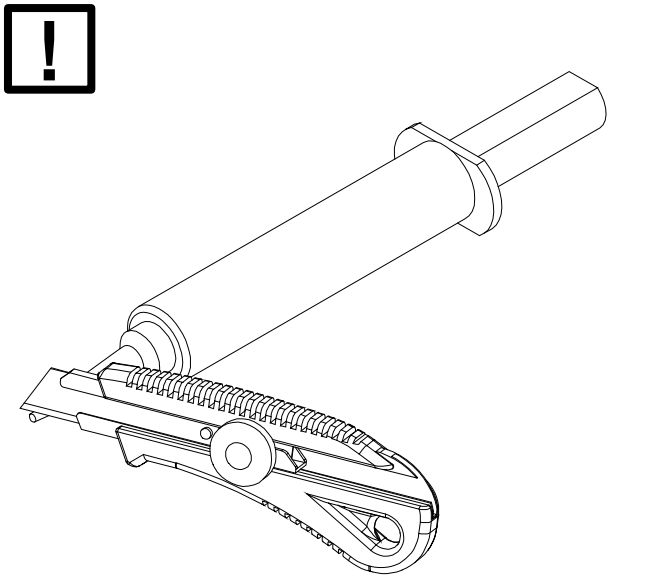



4

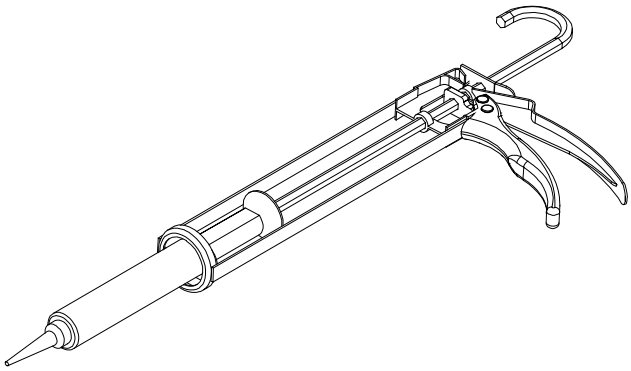

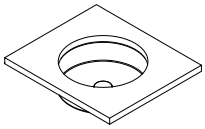

5

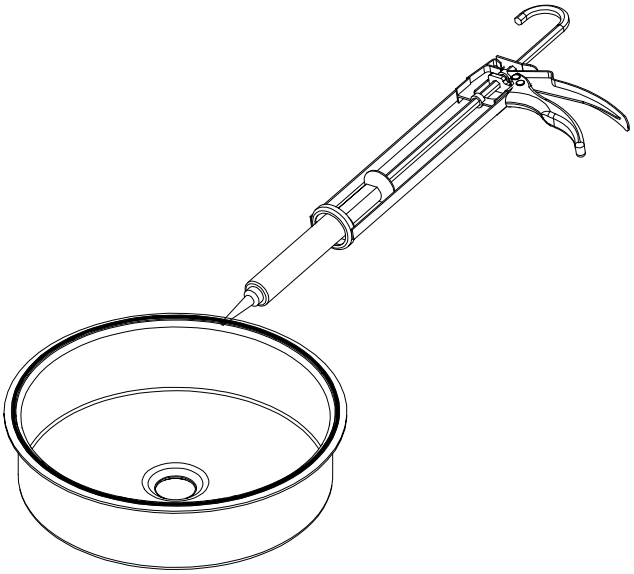

6

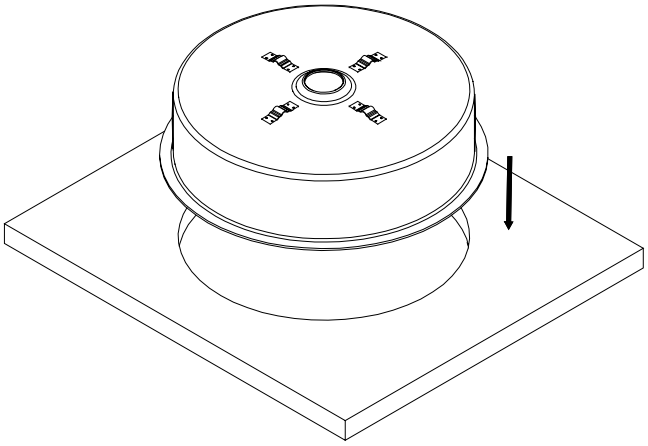

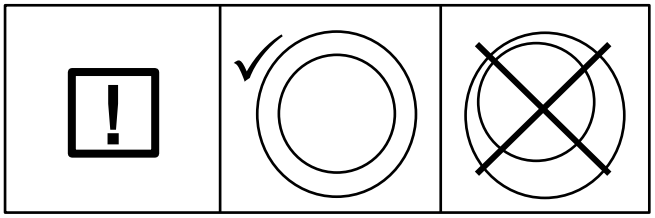

7

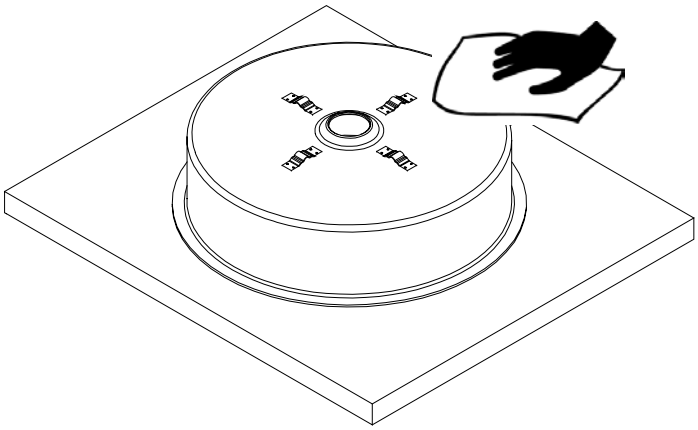

8

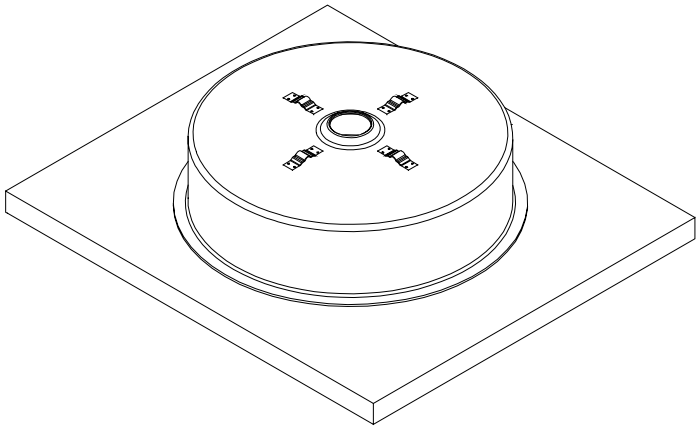

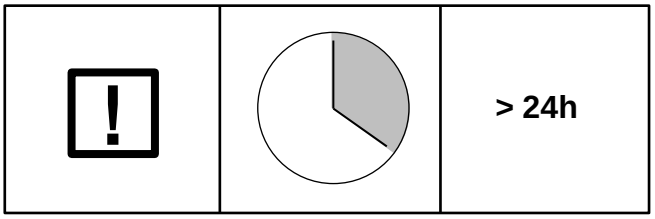

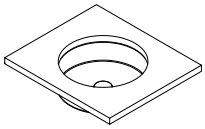

9

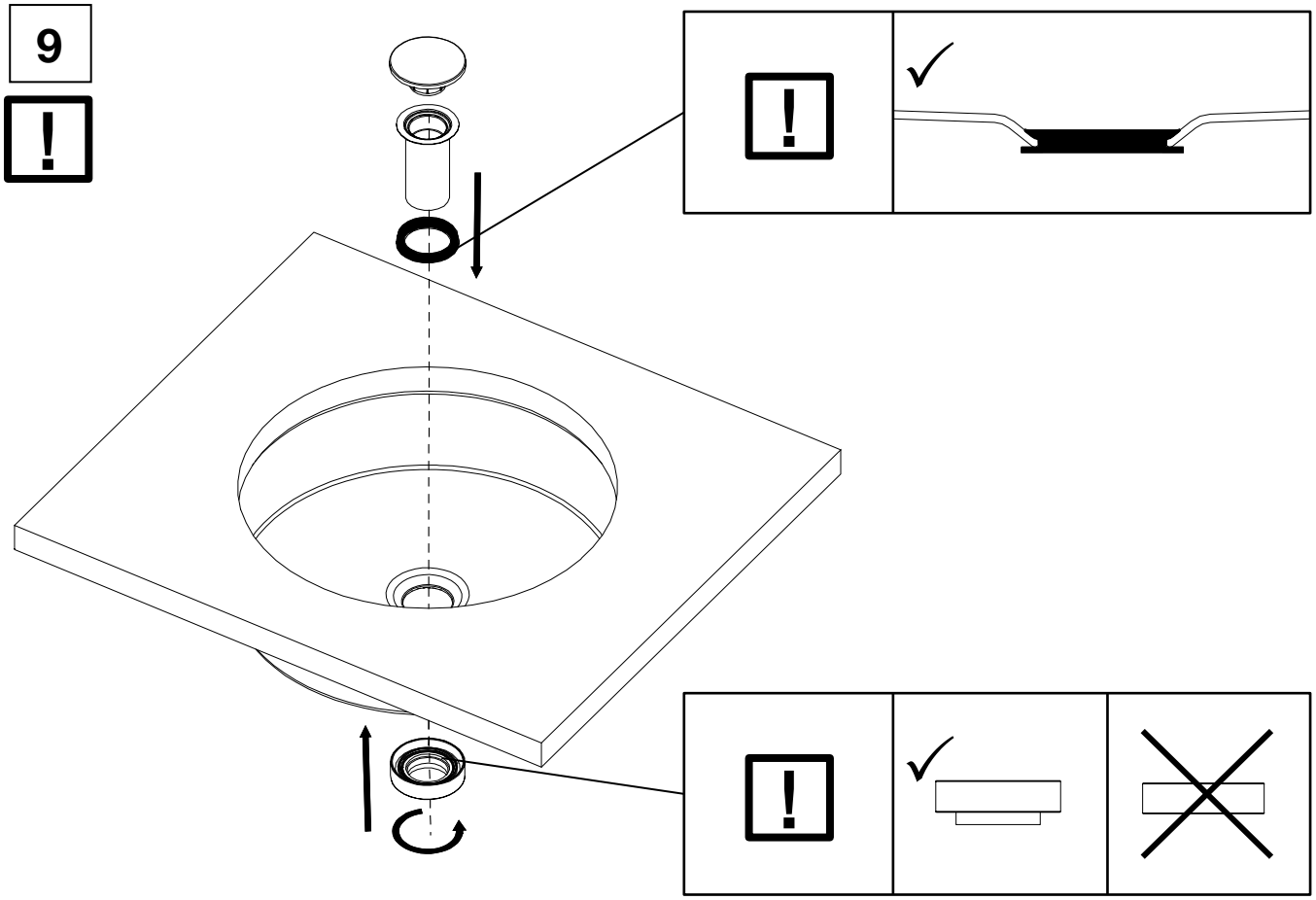

10

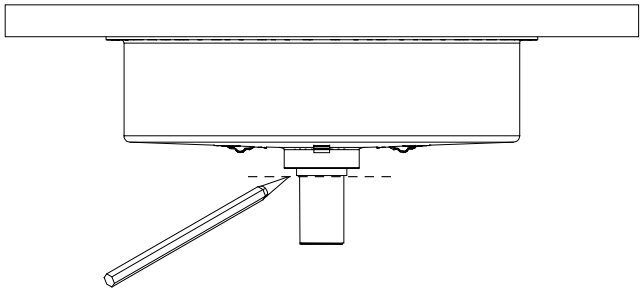

11

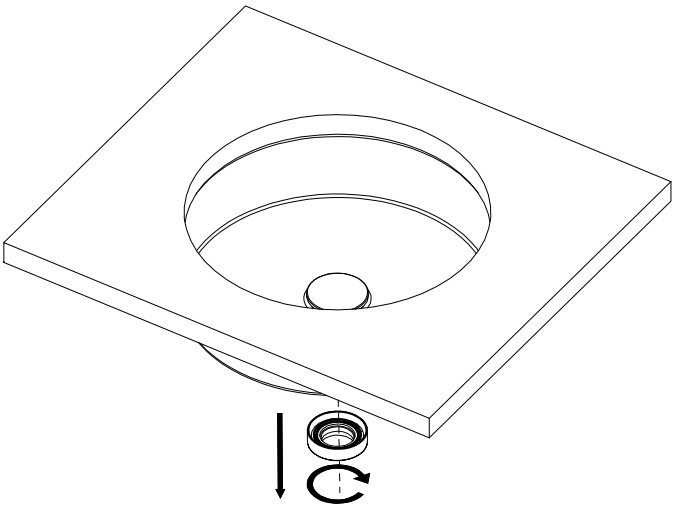

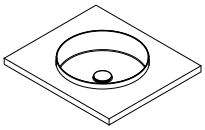

12

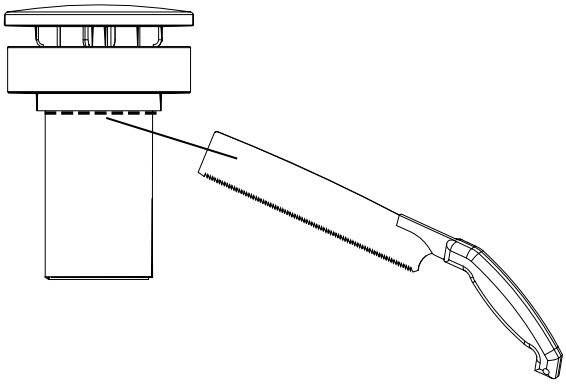

13

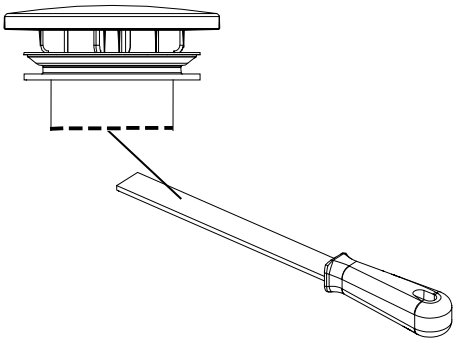

14

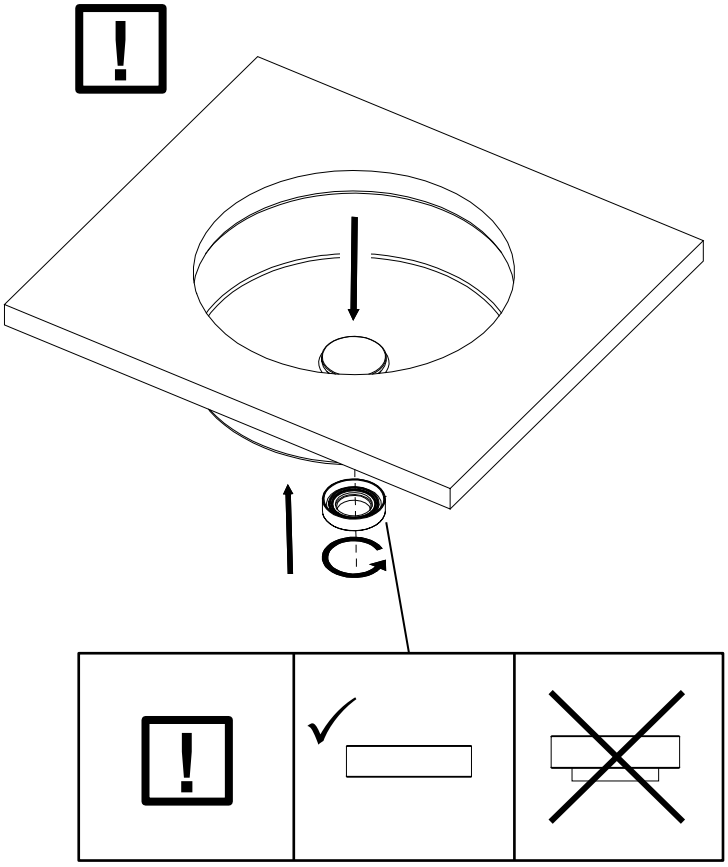

15

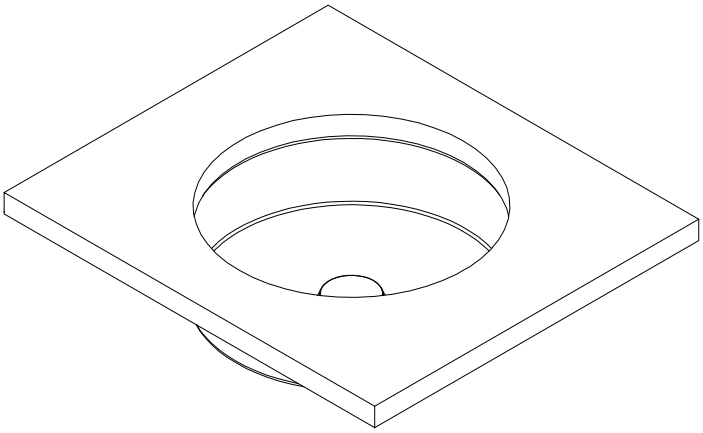

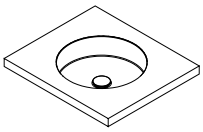

UB.KE325 UB.KE375 UB.KE400



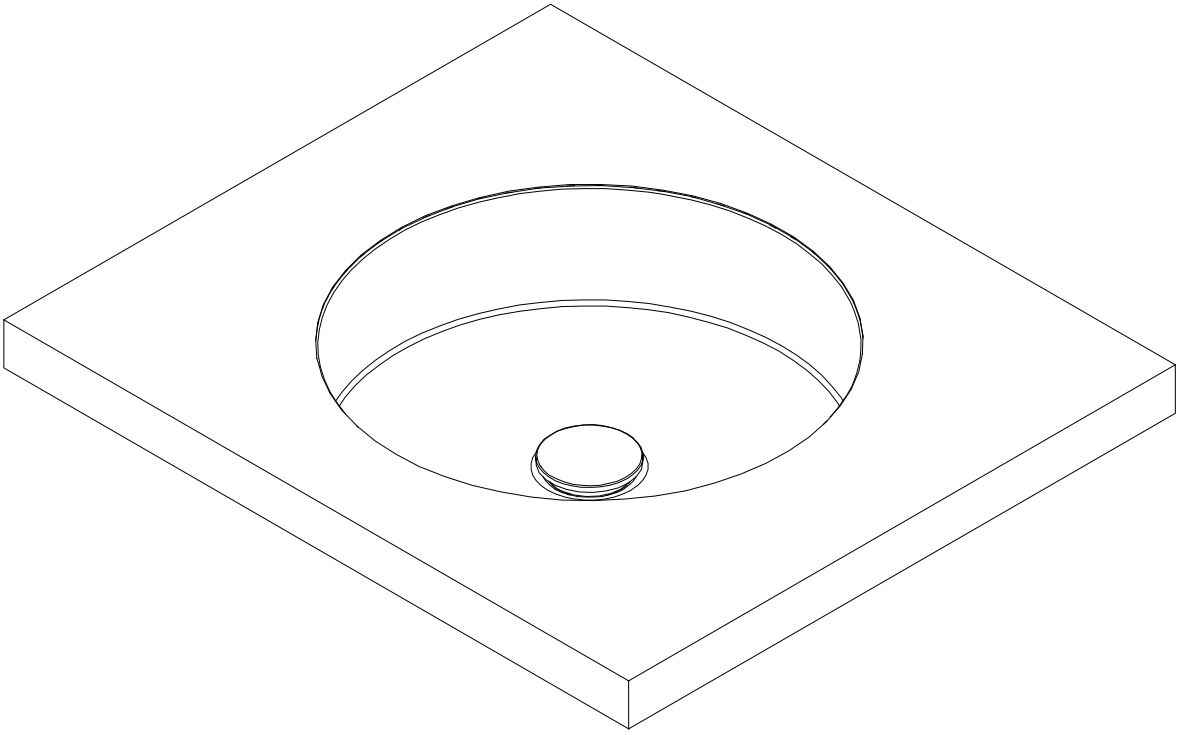

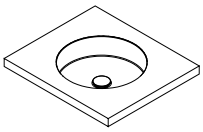



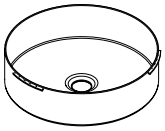	UB.KE325 UB.KE375 UB.KE400
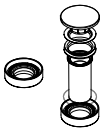	UB.KE325 = 9510950593 UB.KE375 = 9510950594 UB.KE400 = 9510950594
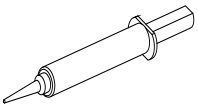	9510950086

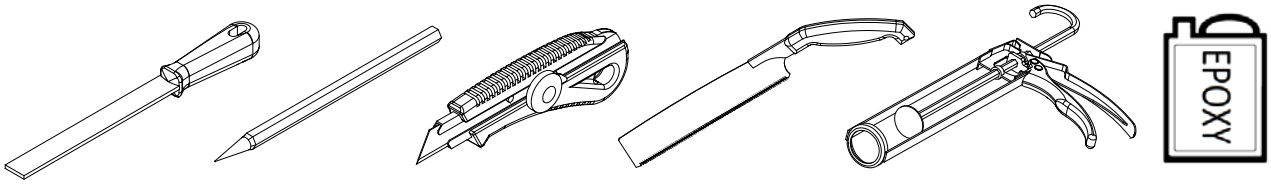

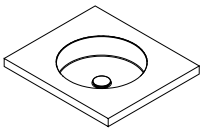

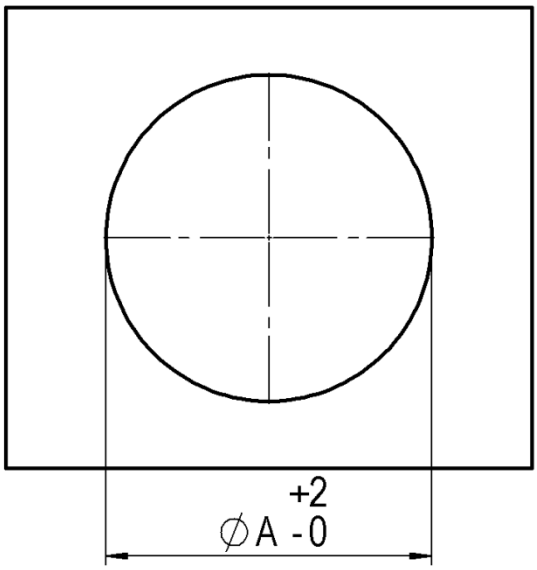

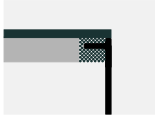

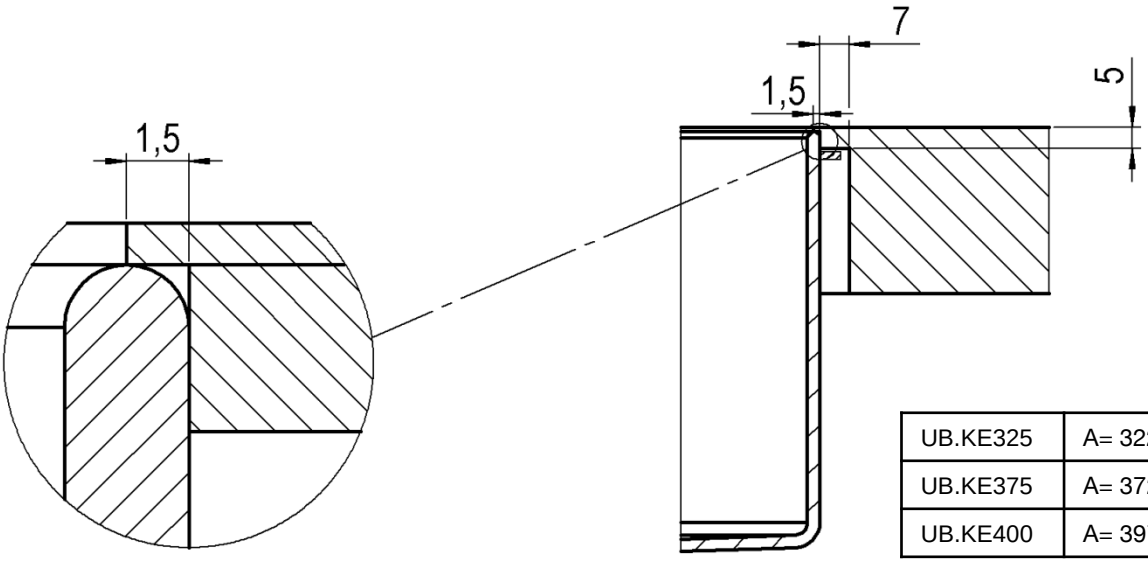

UB.KE325	A= 322mm
UB.KE375	A= 372mm
UB.KE400	A= 397mm

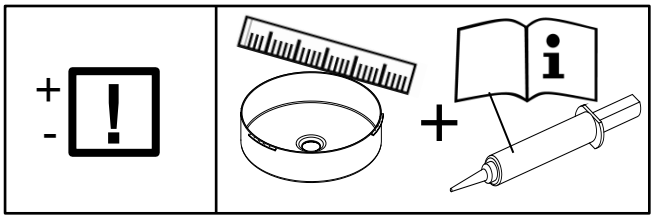

inch = mm x 0,03937

www.alape.com

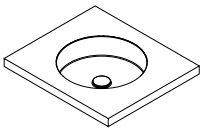

1

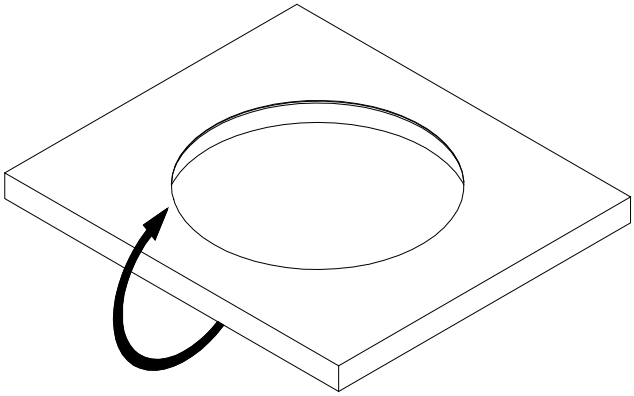

2

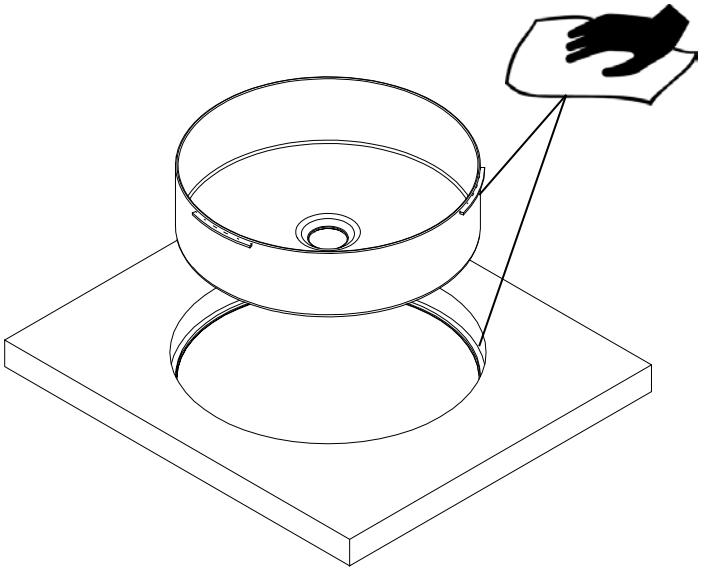

3

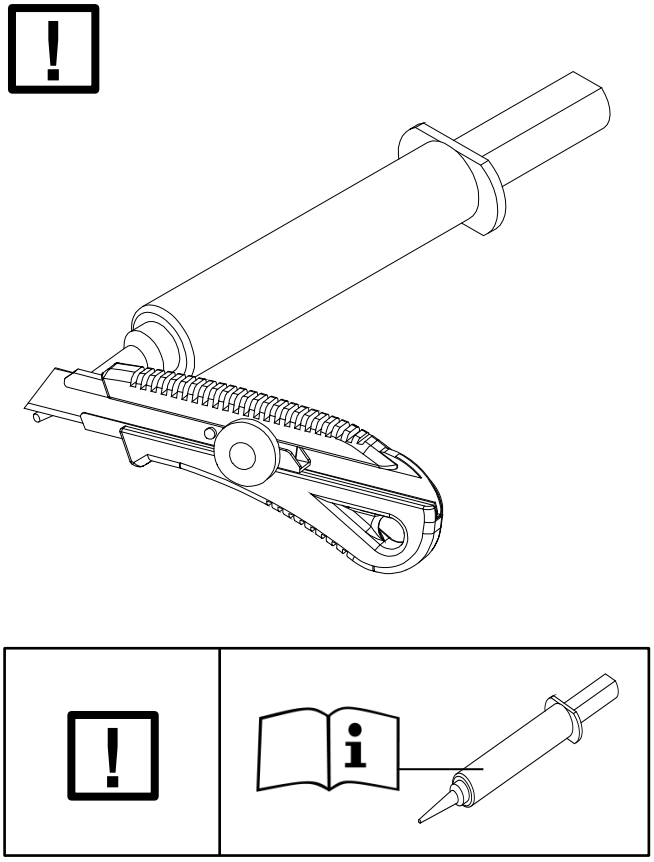

4

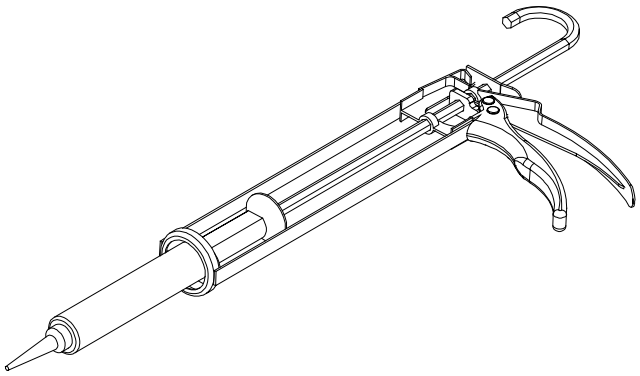

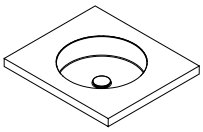

5

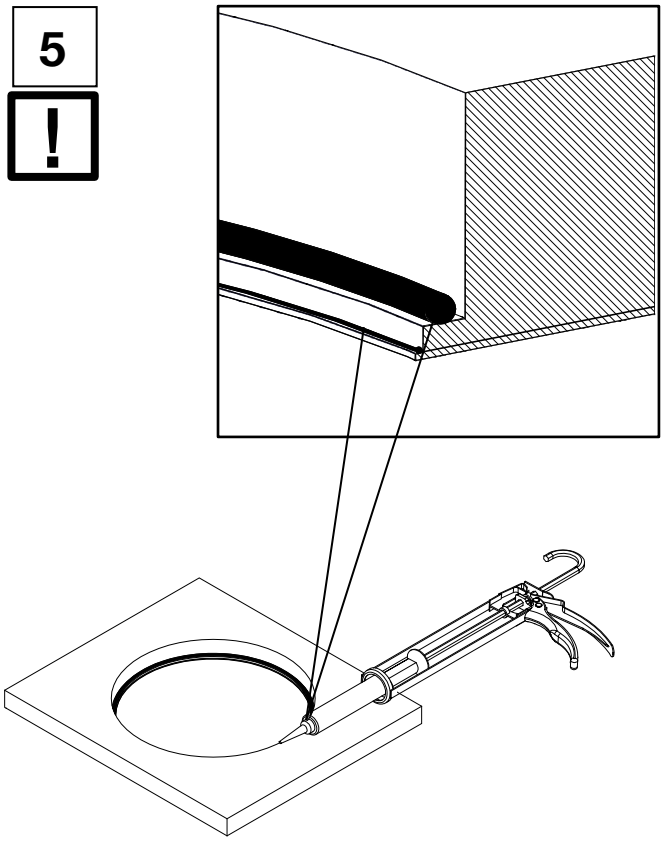

6

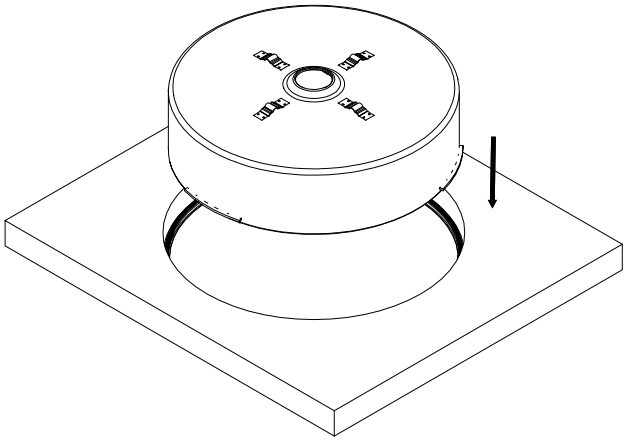

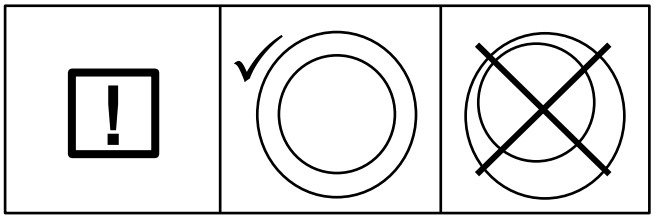

7

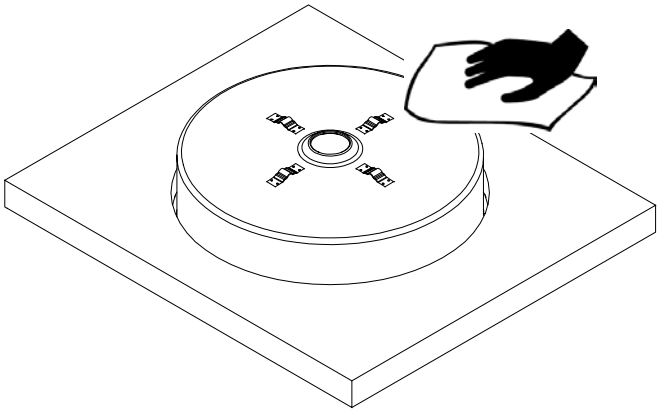

8

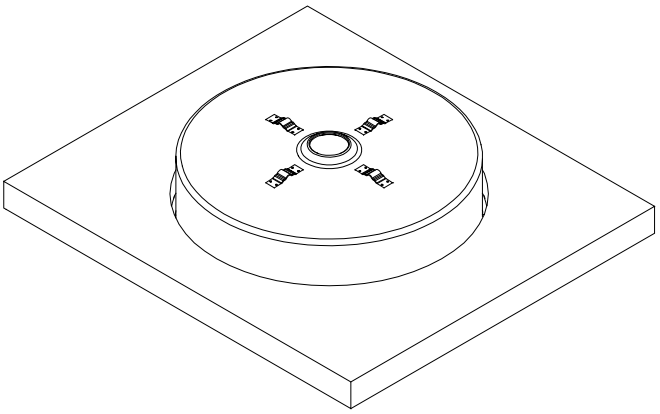

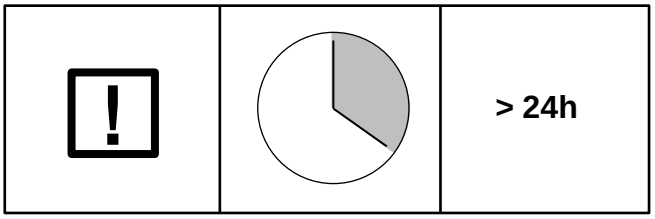

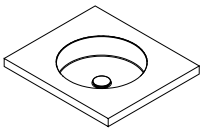

9

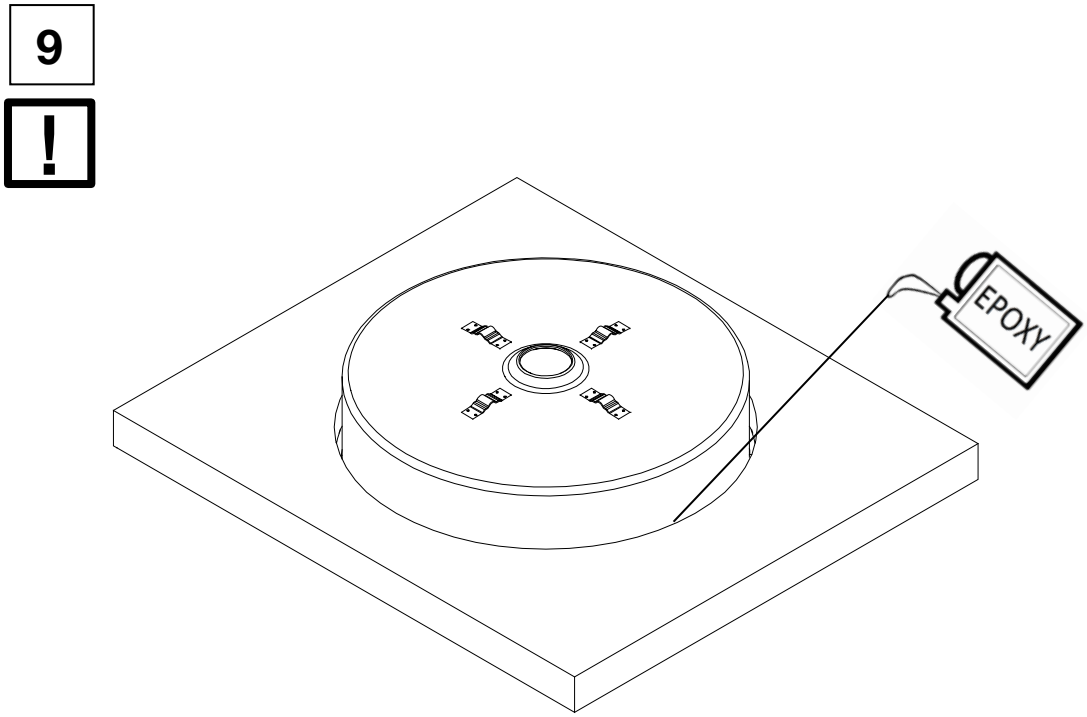



10

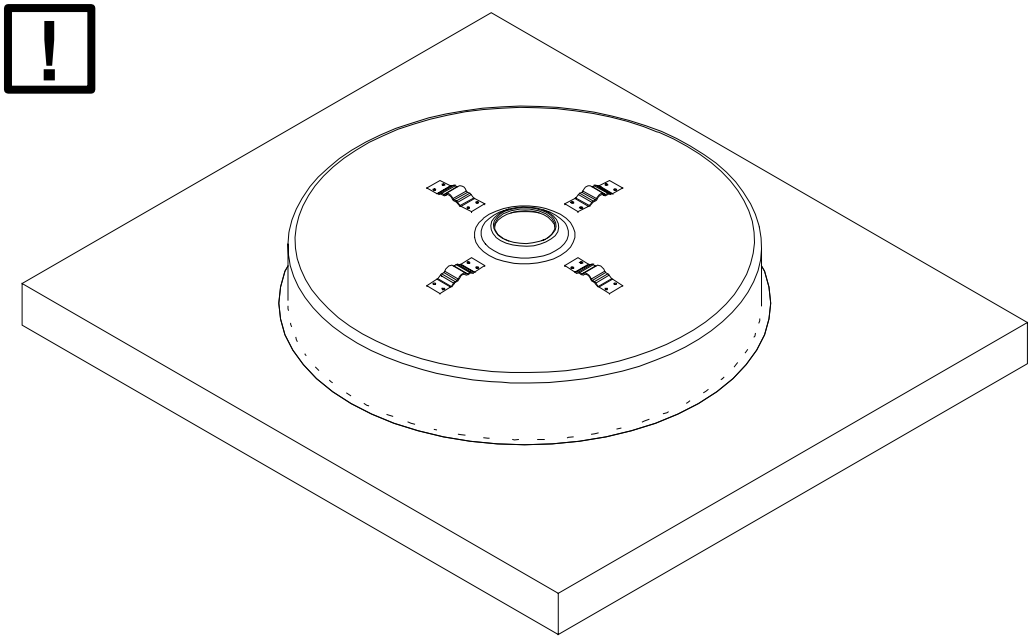

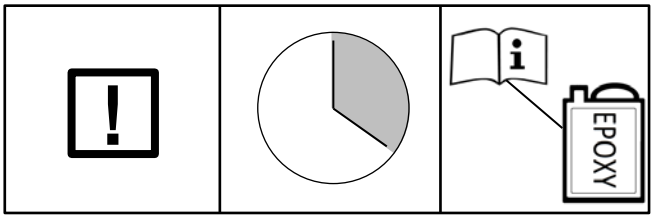

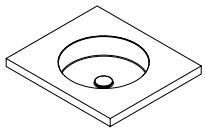

11

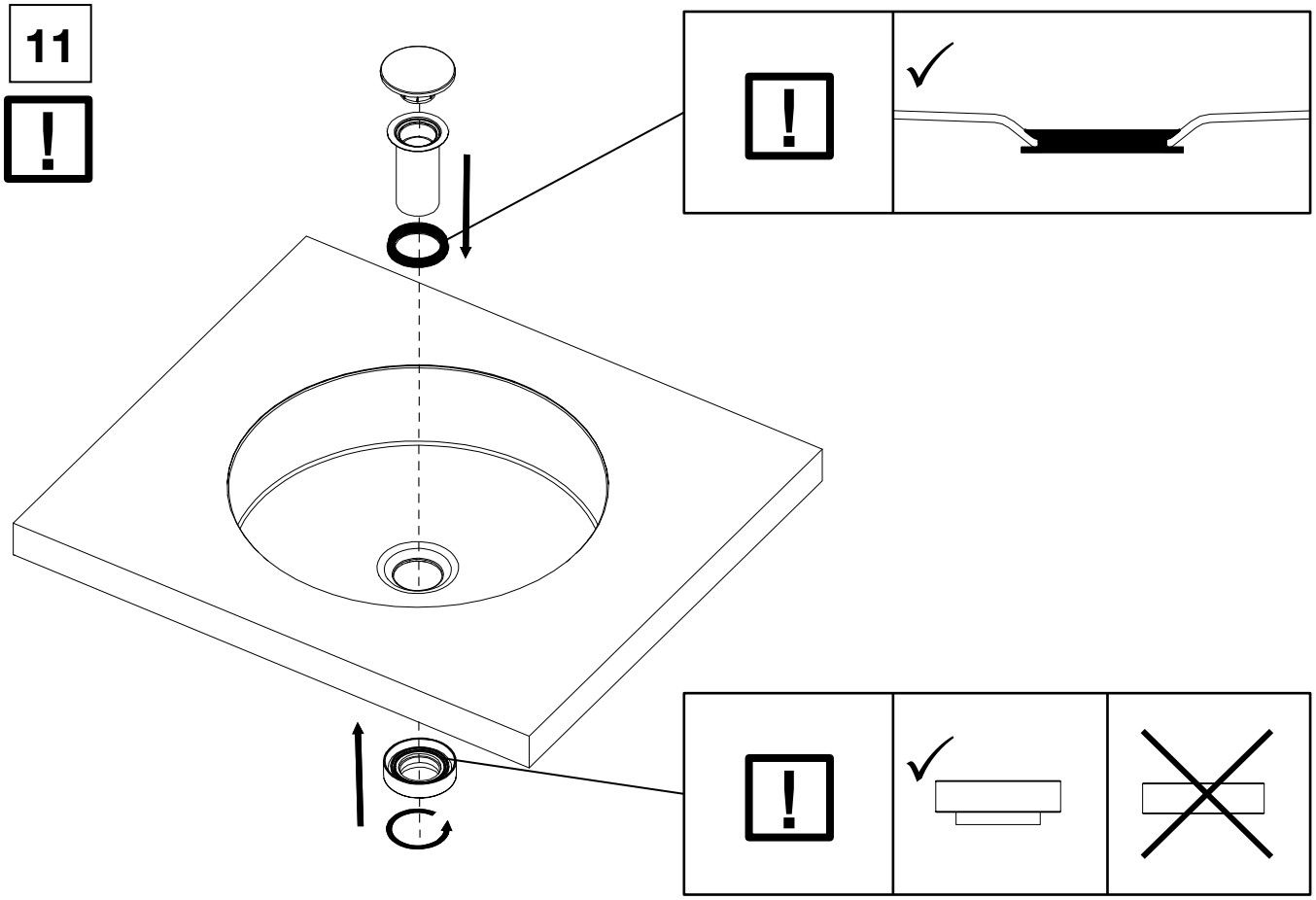

12

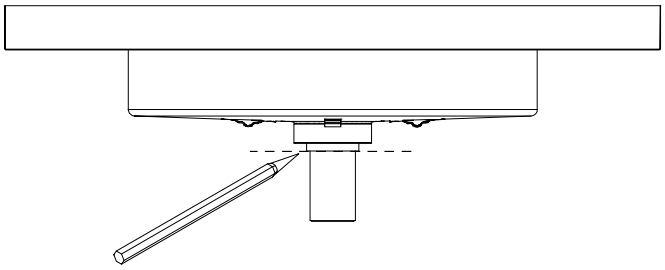

13

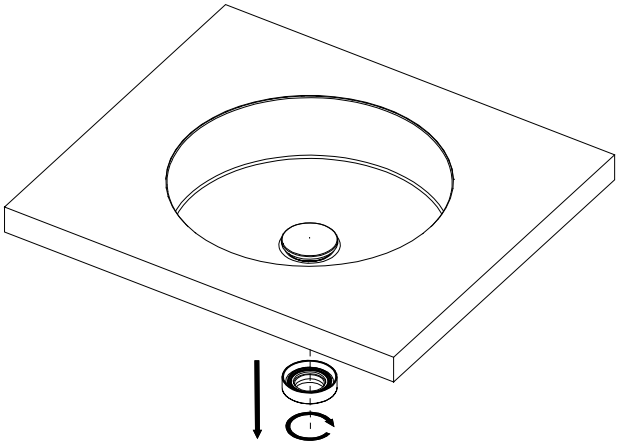

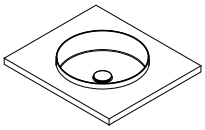

14

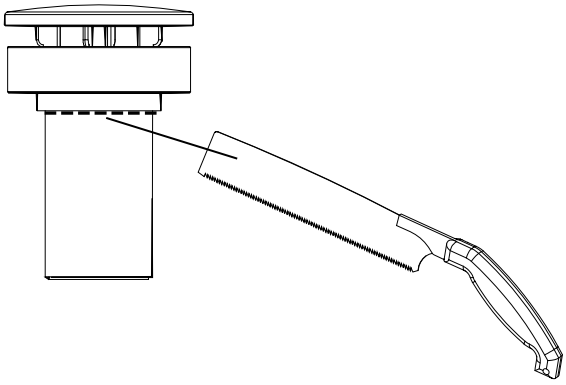

15

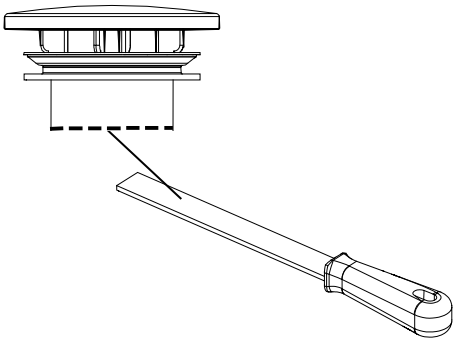

16

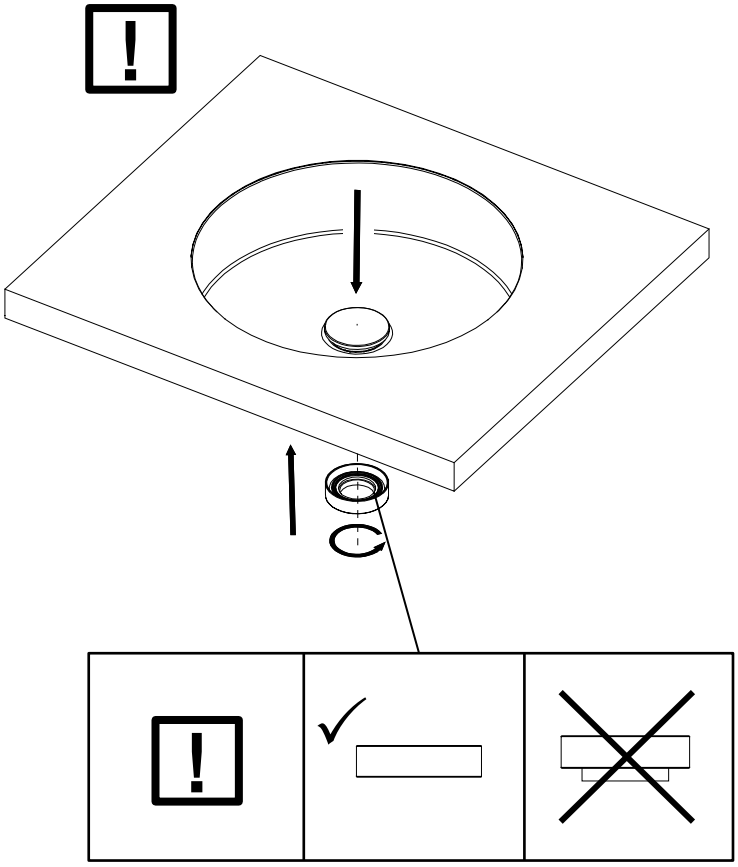

17

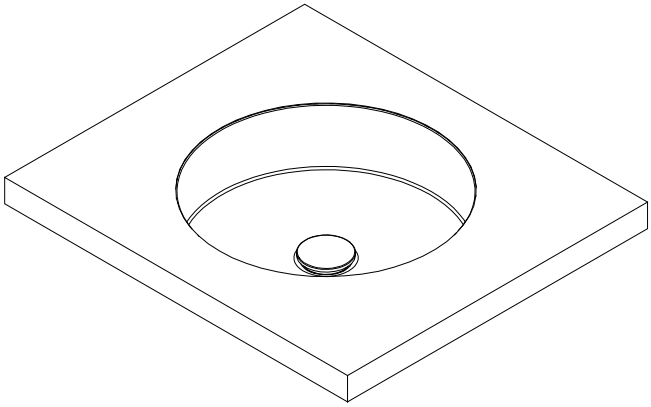

DE	Alape GmbH	Am Gräbicht 1-9 D-38644 Goslar	Phone: Fax: E-Mail:	+49 (0)5321.558-0 +49 (0)5321.558-400 info@alape.com
AE	Dornbracht International GmbH	Rep Office PO Box 114268 Dubai (UAE)	Phone: Fax: E-Mail:	+971.4380 661 +971.4380 6606 dornbrachtme@dornbrachtgroup.com
AT	Alape Generalvertretung Österreich	Dornbracht Austria GmbH IZ NÖ Süd, Straße 7 Objekt 58D, Top 6 2355 Wiener Neudorf Österreich	Phone: Fax: E-Mail:	+43 (0)2236.377360-0 +43 (0)2236.677360-20 mail@dornbrachtgroup.at
AU	Reece Australia Ltd.	118 Burwood Highway 3125 Burwood Victoria	Phone: Fax: E-Mail:	+61-3 92740000 +61-3 92740197 Marketing@reece.com.au
BE LU	Alape Agenturen België en Luxemburg	Van der Voort Agenturen N.V-S.A Ertbruggestraat 111 B-2110 Wijnegem België	Phone: Fax: E-Mail:	+32(0)3.8770444 +32(0)3.8770830 info@vandervoort.be
CH	Alape Generalvertretung Schweiz	Dornbracht Schweiz AG Letziweg 9 CH-4663 Aarburg	Phone: Fax: E-Mail:	+41 (0)62 787 20 30 +41 (0)62 787 20 40 info@dornbrachtgroup.ch
CN	General Enquiry for China Region Dornbracht (Shanghai) Commercial Ltd.	Lingling Rd, No 899, Crossplaza, 28L.200030, Shanghai China	Phone: Fax: E-Mail:	+86-21 6360 6930 +81-21 6361 4155 mail@dornbrachtgroup.com.cn
CZ	Agentura Kramárová	Seydlerova 2150 158 00 Prague Czech Republic	Phone: Fax: E-Mail:	+420(0)724.207.528 +420(0)602.273.113 mkramar@email.cz
DK SE NO FI IS	Nordisk salgskontor og showroom	Dornbracht Nordic A/S Masteskurene, skur 7,Galionsvej 33 1437 Kobenhaven K Danmark	Phone: Fax: E-Mail:	+45 50.8454-00 +45 44.8454-09 mail@dornbrachtgroup.dk
ES PT	Represention Alape España y Portugal	Dornbracht España S.L. c/ Folgueroles 17-25, local 3 08022 Barcelona, España	Phone: Fax: E-Mail:	+34 93.2723910 +34 93.2723913 mail@dornbrachtgroup.es
FR	Agence Alape pour la France	Dornbracht France SARL 2, rue de la Roquette 75011 Paris, France	Phone: Fax: E-Mail:	+33 (0)1.40.21.10.70 +433(0)1.40.21.37.01 mail@dornbrachtgroup.fr
GB	U.K. Representative	Dornbracht UK Ltd. Unit 8&9 Bow Court Fletchworth Gate Coventry CV5 6SP	Phone: Fax: E-Mail:	+44 (0)2476.717129 +44 (0)2476.718907 mail@dornbrachtgroup.co.uk
HK	Exclusive partner The B.S.C. Group of Companies	19th Floor, Sino Favour Centre 1 On Yip Street, Chai Wan Hong Kong	Phone: Fax: E-Mail:	+852-2510 2328 +852-2807 1903 bsc@bschk.com
HK	General Enquiry for Pacific Region Dornbracht Asia Pacific Ltd.	Room 1305 & 1307 Sino Favour Centre 1 On Yip Street, Chai Wan Hong Kong	Phone: Fax: E-Mail:	+852-2505 6254 +852-2505 9722 mail@dornbrachtgroup.hk
ID	Exclusive partner PT CJ Trading	Jakarta Design Center 4th Floor Jalan Gatot Subroto 53 Slipi Jakarta 10260, Indonesia	Phone: Fax: E-Mail:	+62-21 572 0519 +62-21 572 0539 cjsales@cbn.net.id
IN	General Enquiry for India Region Dornbracht India Pvt Ltd.	1102, Wing-A, Cello Triumph, I.B. Patel Road, Opp. Laghu Udyog, Goregaon (East), Mumbai-400063	Phone: Fax: E-Mail:	+91 22 26853900 +91 22 26853912 +91 22 26853900 mail@dornbrachtgroup.in

IT	Rappresentanza in Italia	Dornbracht Italia srl Via Morimondo 2/5 20143 Milano, Italia	Phone: Fax: E-Mail:	+39.02.818 343 1 +39.02.818 343 215 mail@dornbrachtgroup.it
JP	Exclusive partner Reliance Inc.	3-16-28 Nishi-azabu Minato-ku Tokyo 106-0031, Japan	Phone: E-Mail:	+81-3 3479 3841 hsato@reliance.co.jp
KR	Exclusive partner E.L. Systems	4th Fl., Jaemyeong Bldg. 893-12, Bangbae 1-dong, Seocho-gu, Seoul, South Korea	Phone: Fax: E-Mail:	+82-2 3445 3781 +82-2 3445 3784 importing@chol.com
LT LV EE	Arūnas Jazukevičius	P.d. 290, Kauno CP 44004 Kaunas Lithuania	Phone: Fax: E-Mail:	+370.686.30313 +370.37.202767 arunas.jazukevicius@burgbad-baltics.com
MY	GC Building Technologies (M) Sdn Bhd	No. 7 Jalan Perintis U1/52 Temasya Industrial Park, Section U1 Glenmarie	Phone: Fax: E-Mail:	+60 3-5569 9689 +603 5569 8689 gcmal@gcbuildtech.com.my
NL	Alape Nederland	Onderdeel van Dornbracht Nederland BV Rivium Boulevard 21 NL-2909 LK Capelle aan den Ijssel Nederland	Phone: Fax: E-Mail:	+31 (0)10 524 340 0 +31 (0)10 524 341 0 mail@dornbrachtgroup.nl
NZ	Exclusive partner Metrix Import Ltd.	Parnell, Auckland 1010, New Zealand P.O. Box 100-840 NSCMC 0745	Phone: Fax: Internet:	+64-9 444 5656 +64-9 444 5151 www.metrix.co.nz
PH	Focus Global Inc.	Pioneer Corner Reliance Streets Mandaluyong, Manila, Philippine	Phone: Fax: E-Mail:	+63 2 634 8587 +63 2 634 8738 customerservice@focusglobalinc.com
PO	Przedstawiciel w Polsce	Honorata Broniowska ul. Janockiego 41 PL-66-400 Gorzow Wlkp.	Kom: Phone: E-Mail:	+48.602.471319 +48 (0)95.7282617 hbroniowska@dornbrachtgroup.pl
RU	Представительство	OSA GmbH & Co. KG Am Tyrol 21 D-58636 Iserlohn	Phone: Fax: E-Mail:	+49 (0)2371.23311 +49 (0)2371.26317 b.danielson@o-s-a.de
SG	General Enquiry for South East Asian Region Dornbracht South East Asia Pte. Ltd.	Level 18, Republic Plaza II 9 Raffles Place, Singapore, 048619	Phone: E-Mail:	+65-6823 6813 mail@dornbrachtgroup.sg
TH	Exclusive partner Arkitektura	125/1 Thong Lor Soi 10 Sukhumvit 55 Rd., Wattana Bangkok 10110	Phone: Fax: E-Mail:	+662 392 5460-4 +662 392 5460-4 info@arkitektura.co.th
TR	Dornbracht Turkey/ Central Asia	Karanfil Caddesi Karanfil Aralığı Sokak No:6 34330 2. Levent / İstanbul	Phone: E-Mail:	+90(212)284-9495 +90(212)284-0023
TW	Exclusive partner Lafon Trading Co. Ltd.	11F-3, No.12, Fu-Hsing 4th Rd. Chien-Chen Dist. Kaohsiung Software Technology Park Kaohsiung 80661, Taiwan	Phone: Fax: E-Mail:	+886-7 338 2000 +886-7 331 8000 info@lafon.com.tw

Alape GmbH
Am Gräbicht 1-9
38644 Goslar

951478 / 09.2015

Alape

Service Hotline
Phone:+49(0)5321.558-111
www.alape.com