

## Technical factsheet



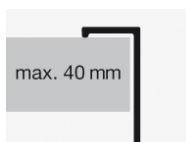
### Built-in basin

**EB.K450**

**K series**

Item Number:

2002000000



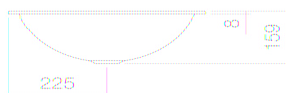
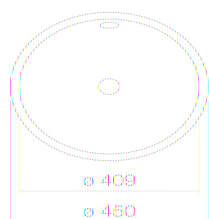
## Characteristics

Model description	EB.K450
Item Number	2002000000
Material basin	glazed steel
	white
Coating	ProShield
Dimensions	w/h/d 450 mm/159 mm/450 mm
Form	round
Hole	without tap hole
Overflow	with overflow
Net weight	2,8 kg
Mounting type	for installation from above

### Fittings information

Impact area 110 mm - 170 mm  
rear edge of basin

Optimal impact on the basin mould with fittings that have a vertical outlet (90 ° angle of impact) and a built-in aerator.



## Product/tender specifications

---

### Built-in basin

**EB.K450**

**K series**

Item Number: 2002000000

### Text

Built-in basin, for installation from above, round, Ø 450 mm, height 159 mm, glazed steel, white, ProShield, without tap hole, with overflow, included fixing set, overflow set

---