

Technical factsheet



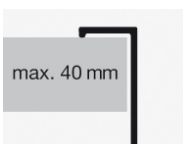
Built-in basin

EB.O425

O series

Item Number:

2100100000




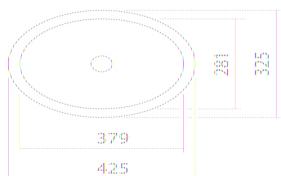
Characteristics

Model description	EB.O425
Item Number	2100100000
Material basin	glazed steel
	white
Coating	ProShield
Dimensions	w/h/d 425 mm/110 mm/325 mm
Form	oval
Hole	without tap hole
Overflow	without overflow
Net weight	1,7 kg
Mounting type	for installation from above

Fittings information

Impact area 100 mm - 125 mm
rear edge of basin

Optimal impact on the basin mould with fittings that have a vertical outlet (90 ° angle of impact) and a built-in aerator.



Product/tender specifications

Built-in basin

EB.O425

O series

Item Number:

2100100000

Text

Built-in basin, for installation from above, oval, w/h/d 425/110/325 mm, glazed steel, white, ProShield, without tap hole, without overflow, fixing set
