

## Technical factsheet




### Built-in basin

**EB.O425**

**O series**

Item Number:

2100000000



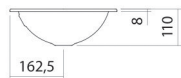
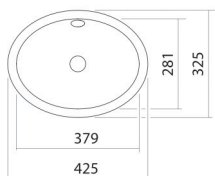
## Characteristics

Model description	EB.O425
Item Number	2100000000
Material basin	glazed steel white
Coating	ProShield
Dimensions	w/h/d 425 mm/110 mm/325 mm
Form	oval
Hole	without tap hole
Overflow	with overflow
Net weight	1,7 kg
Mounting type	for installation from above

### Fittings information

Impact area 100 mm - 125 mm  
rear edge of basin

Optimal impact on the basin mould with fittings that have a vertical outlet (90 ° angle of impact) and a built-in aerator.



## Product/tender specifications

---

### Built-in basin

**EB.O425**

**O series**

Item Number:

2100000000

### Text

Built-in basin, for installation from above, oval, w/h/d 425/110/325 mm, glazed steel, white, ProShield, without tap hole, with overflow, fixing set, overflow set

---