

## Technical factsheet



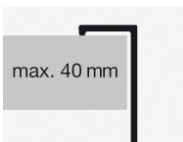
### Built-in basin

**EB.R585**

**R series**

Item Number:

2201000000



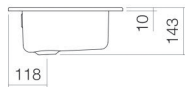
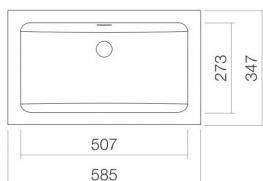
## Characteristics

Model description	EB.R585
Item Number	2201000000
Material basin	glazed steel
	white
Coating	ProShield
Dimensions	w/h/d 585 mm/143 mm/347 mm
Form	rectangular
Hole	without tap hole
Overflow	with overflow
Net weight	3,8 kg
Mounting type	for installation from above

### Fittings information

Impact area 160 mm - 180 mm  
rear edge of basin

Optimal impact on the basin mould with fittings that have a vertical outlet (90 ° angle of impact) and a built-in aerator.



## Product/tender specifications

---

### Built-in basin

**EB.R585**

**R series**

Item Number:

2201000000

### Text

Built-in basin, for installation from above, rectangular, w/h/d 585/143/347 mm, glazed steel, white, ProShield, without tap hole, with overflow, fixing set, overflow set

---