

Technical factsheet



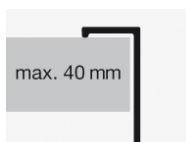
Built-in basin

EB.R800H

R series

Item Number:

2204000000

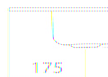
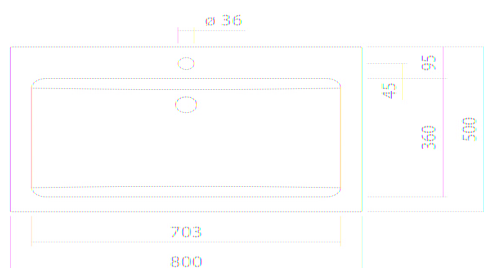


Characteristics

Model description	EB.R800H
Item Number	2204000000
Material basin	glazed steel
	white
Coating	ProShield
Dimensions	w/h/d 800 mm/120 mm/500 mm
Form	rectangular
Hole	with one tap hole
Overflow	without overflow
Net weight	8,3 kg
Mounting type	for installation from above

Fittings information	Impact area 185 mm - 240 mm middle tap hole
----------------------	--

Optimal impact on the basin mould with fittings that have a vertical outlet (90 ° angle of impact) and a built-in aerator.



Product/tender specifications

Built-in basin

EB.R800H

R series

Item Number:

2204000000

Text

Built-in basin, for installation from above, rectangular, w/h/d 800/120/500 mm, glazed steel, white, ProShield, with one tap hole, centred behind mould, without overflow, fixing set
