

## Technical factsheet



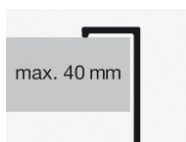
### Built-in basin

**EB.R800H**

**R series**

Item Number:

2204200000



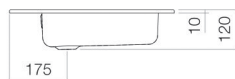
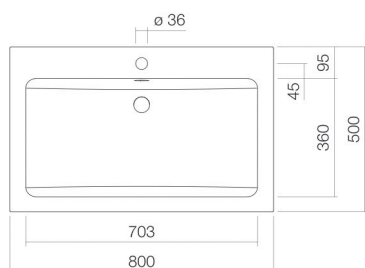
## Characteristics

Model description	EB.R800H
Item Number	2204200000
Material basin	glazed steel white
Coating	ProShield
Dimensions	w/h/d 800 mm/120 mm/500 mm
Form	rectangular
Hole	with one tap hole
Overflow	with overflow
Net weight	8,3 kg
Mounting type	for installation from above

### Fittings information

Impact area 185 mm - 240 mm  
middle tap hole

Optimal impact on the basin mould with fittings that have a vertical outlet (90 ° angle of impact) and a built-in aerator.



## Product/tender specifications

---

### Built-in basin

**EB.R800H**

**R series**

Item Number:

2204200000

### Text

Built-in basin, for installation from above, rectangular, w/h/d 800/120/500 mm, glazed steel, white, ProShield, with one tap hole, centred behind mould, with overflow, fixing set, overflow set

---