


- Meta

Washstand fitting with electronic opening and closing function without pop-up waste - matt

Article number: 44 511 660-33



- Infrared sensor technology
- 125 mm projection
- height of mixer 140 mm
- height up to aerator 52 mm
- hole diameter 35 mm
- fixed spout
- max. flow 5.7 l/min
- circular, air-enriched flow
- suitable for thermal disinfection
- Automatic shut-off after pre-set time is reached
- Direct temperature control at faucet
- Plug-in power supply included
- lead-free
- 2x screw-in M 8 x 1 pressure hose, leak-tested
- Fittings group as per DIN 4109: 1



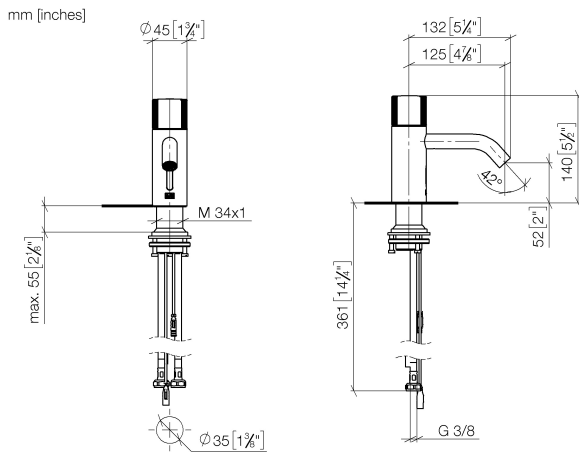
matt black

- Meta

Washstand fitting with electronic opening and closing function without pop-up waste - matt

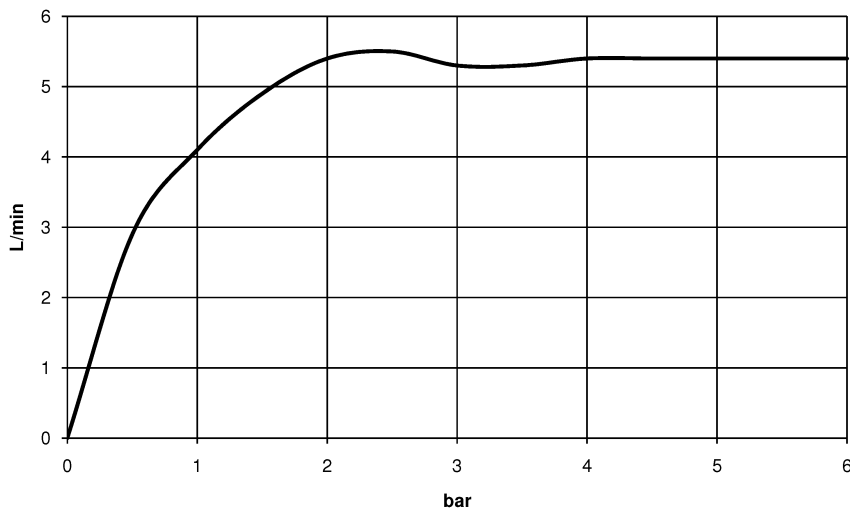
Article number: 44 511 660-33

Dimensional drawing



All details in mm / inch = mm x 0.0394

Flow rate chart




- Meta

Washstand fitting with electronic opening and closing function without pop-up waste - matt

Article number: 44 511 660-33

Other finish variants




polished chrome
44 511 660-00



platinum matt
44 511 660-06




platinum
44 511 660-08



matt white
44 511 660-10



Dark Chrome
44 511 660-19



Brushed durabass (23kt)
44 511 660-28



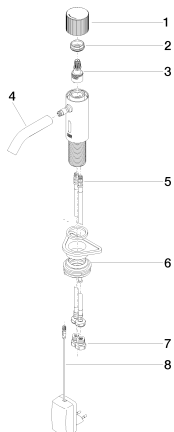
chrome matt
44 511 660-93



Dark Platinum matt
44 511 660-99

Other finishes on request (x-tra Service)

Spare parts list



No.	Item Number	Name	Quantity used
1	90 20 66 124 00-33	handle	1
2	09 24 04 562 90	nut	1
3	90 90 03 173 00 90	top	1
4	90 11 06 206 00-33	spout	1
5	04 30 04 100 00 90	hose	2
6	04 23 10 044 08 90	fixing set	1
7	90 24 03 314 00 90	nipple set	2
8	90 10 01 251 00 90	power supply	1