


Bath - Tara.

Two-way diverter for bath rim or tile edge installation - matt black

Article number: 29 140 892-33

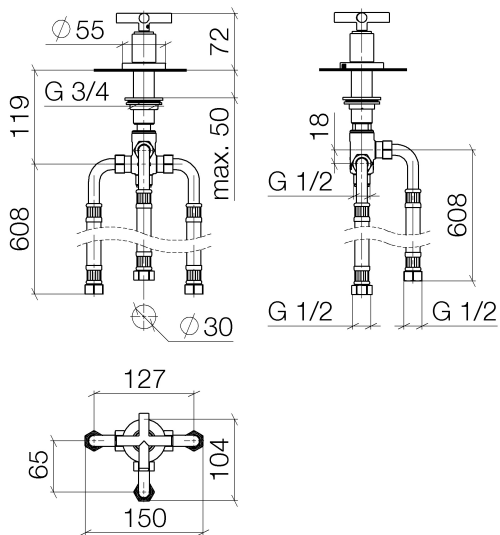


- automatic bath/shower diverter
- hole diameter 32 mm
- rosette Ø 55 mm
- 1/2" connection
- max. flow 64.9 l/min at 3 bar flow pressure



matt black

Dimensional drawing



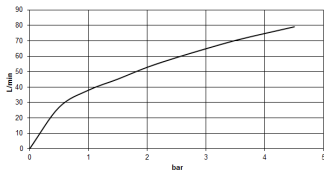
All details in mm / inch = mm x 0.0394

## Bath - Tara.

Two-way diverter for bath rim or tile edge installation - matt black

Article number: 29 140 892-33

### Flow rate chart




### Other finish variants



polished chrome  
29 140 892-00



platinum matt  
29 140 892-06



platinum  
29 140 892-08

Other finishes on request (x-tra Service)