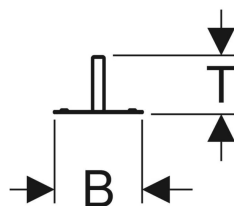
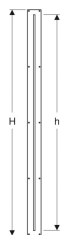
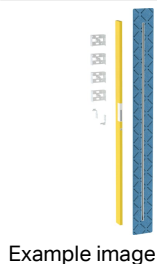


Geberit Duofix element for walk-in shower panel for walk-in shower



Application purposes

- For receiving Geberit shower panels
- For installation in room-height Geberit Duofix system walls

Characteristics

- Suitable for Geberit ONE

Scope of delivery

- 4 fixing clamps
- 2 protection covers

To order additionally

- Geberit walk-in shower panel

- Panelling thickness 10–30 mm
- Premounted sealing fleece
- Sealing fleece, 10 cm circumferential, for connecting sealing systems
- Suitable for tile structures of 4–30 mm

Technical data

Product material | Steel

- 2 fixing brackets for studs

- 2 studs, room-height

Art. no.	B	H	h	T
111.596.00.1	10.8 cm	208.8 cm	199.5 cm	5.2 cm