


VANITY WASHBASIN ANTHEUS

PRODUCT INFORMATION

1 . POSITION



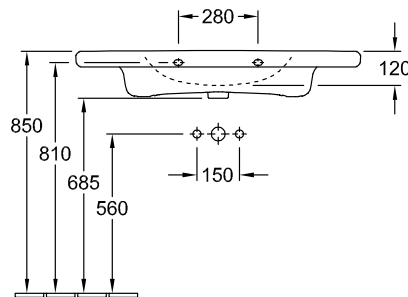
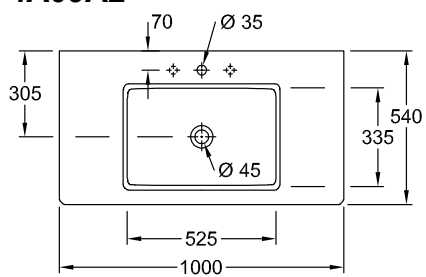
Model	4A09A2
Collection	Antheus
PROJECTS	 PREMIUM
Width	1000 mm
Depth	540 mm
Weight	29 kg
description	TitanCeram Also available in CeramicPlus wall fixation
Tap fitting / Tap hole remark	suitable for 3-hole tap fittings, central tap hole punched out
Overflow remark	without overflow, Please note: unclosable outlet valve must be used with models without overflow
material	TitanCeram
Specification texts	Antheus; Vanity washbasin; TitanCeram; Size: 1000 x 540 mm; Angular; suitable for 3-hole tap fittings, central tap hole punched out; without overflow; Please note: unclosable outlet valve must be used with models without overflow; wall fixation

COLOURS

White Alpin CeramicPlus	4A09A2R1	4051202570354
Star White CeramicPlus	4A09A2R2	4051202570361
Stone White CeramicPlus	4A09A2RW	4051202830885

TECHNICAL DRAWINGS

4A09A2



TECHNICAL DRAWINGS

4A09A2

