


HANDWASHBASIN ARCHITECTURA

PRODUCT INFORMATION

1 . POSITION



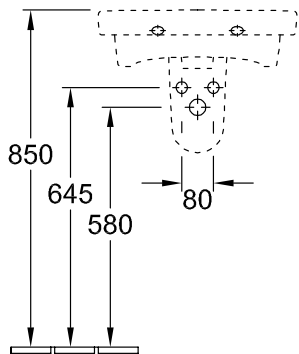
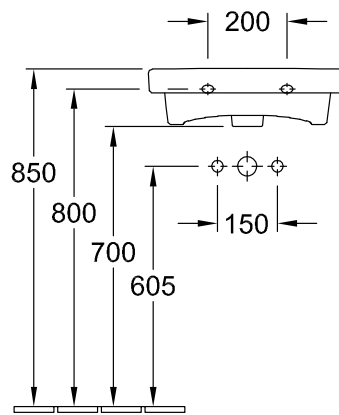
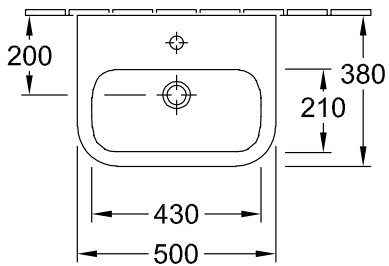
Model	437351
Collection	Architectura
PROJECTS	 PLUS
Width	500 mm
Depth	380 mm
Weight	12,9 kg
description	Sanitary porcelain Also available in CeramicPlus
Tap fitting / Tap hole remark	suitable for 1-hole tap fittings, tap hole punched out
Overflow remark	without overflow, Please note: unclosable outlet valve must be used with models without overflow
material	Sanitary porcelain
Specification texts	Architectura; Handwashbasin; Sanitary porcelain; Size: 500 x 380 mm; Angular; suitable for 1-hole tap fittings, tap hole punched out; without overflow; Please note: unclosable outlet valve must be used with models without overflow

COLOURS

White Alpin	43735101	4051202483777
White Alpin CeramicPlus	437351R1	4051202483784

TECHNICAL DRAWINGS

437351



TECHNICAL DRAWINGS

437351

