

VANITY WASHBASIN SUBWAY 2.0

PRODUCT INFORMATION

1 . POSITION



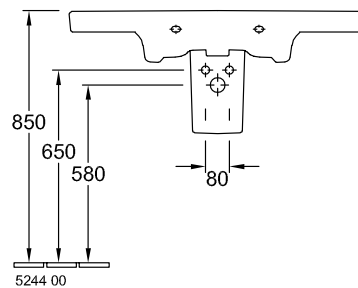
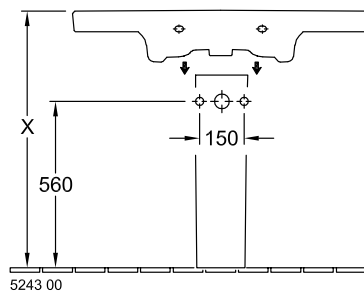
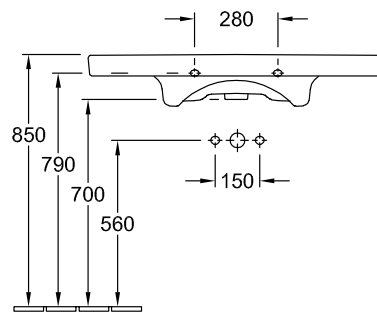
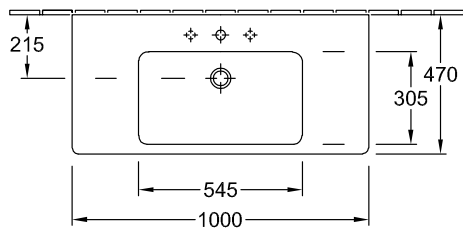
Model	7175A1
Collection	Subway 2.0
PROJECTS	DESIGN
Width	1000 mm
Depth	470 mm
Weight	28 kg
description	Sanitary porcelain Also available in CeramicPlus wall fixation fastening with 2 screws M10x120 mm
Tap fitting / Tap hole remark	suitable for 3-hole tap fittings, central tap hole punched out
Overflow remark	without overflow, Please note: unclosable outlet valve must be used with models without overflow
material	Sanitary porcelain
Specification texts	Subway 2.0; Vanity washbasin; Sanitary porcelain; Size: 1000 x 470 mm; Angular; suitable for 3-hole tap fittings, central tap hole punched out; without overflow; Please note: unclosable outlet valve must be used with models without overflow; wall fixation; fastening with 2 screws M10x120 mm

COLOURS

White Alpin	7175A101	4047289986843
White Alpin CeramicPlus	7175A1R1	4047289986850
Star White CeramicPlus	7175A1R2	4047289986867
Pergamon CeramicPlus	7175A1R3	4047289986874

TECHNICAL DRAWINGS

7175A1



TECHNICAL DRAWINGS

7175A1

